

# GET IN TOUCH WITH ARTEOR™

A WORLD OF NEW POSSIBILITIES



2019 EDITION

THE GLOBAL SPECIALIST  
IN ELECTRICAL AND DIGITAL BUILDING INFRASTRUCTURES

 **legrand**®



# WORLD IN PROGRESS

ARTEOR™ IS PART OF IT

Digitalisation and networks are changing everything: how we live, communicate, work and shape our environment. Homes, offices, hotels and public buildings are becoming smarter all the time and ever more amenable to what their occupants want.

Arteor exploits these new opportunities and is also easy to install, configure and use. With its new functions, innovative operating concepts and updated design, Arteor provides universal solutions to the problems encountered by dealers, retailers, installers, systems integrators and planning specialists all over the world – as well as the expectations of their clients.

## CONTENTS

<p>2-5 GENERAL FEATURES</p>		<p>WORLD IN PROGRESS ARTEOR™ IS TRULY INTERNATIONAL</p>	<p>02 04</p>
<p>6-10 NEW FINISHES</p>		<p>NEW NEUTRAL FINISHES A WIDER CHOICE OF METALS ARTEOR™ ON TREND</p>	<p>06 08 10</p>
<p>11-17 NEW ARTEOR™ FUNCTIONS</p>		<p>USB CHARGERS FOR THE HOME WIRELESS CHARGERS LIGHTING SOLUTIONS</p>	<p>11 14 16</p>
<p>18-35 ARTEOR™ WITH NETATMO</p>		<p>THE SMART, RADIO BASED SOLUTION FOR THE CONNECTED HOME. SIMPLE - OPEN - ADAPTABLE</p>	<p>18</p>
<p>36-51 ARTEOR™ MYHOME_UP</p>		<p>THE COMPLETE BUS BASED SYSTEM FOR TOTAL HOME CONTROL</p>	<p>36</p>
<p>52-53 ELIOT PROGRAM</p>		<p>OPEN TO INTEROPERABILITY</p>	<p>52</p>
<p>54-57 UX FOR UPSCALE HOTELS</p>		<p>A NEW SET OF DEDICATED ROOM CONTROLLERS FOR PREMIUM LEVEL ESTABLISHMENTS</p>	<p>54</p>
<p>58-128 CATALOGUE PAGES</p>		<p>ARTEOR WIRING DEVICES ARTEOR WITH NETATMO HOME AUTOMATION - MyHOME_Up (BUS) HOTEL SOLUTION</p>	<p>60 to 101 102 to 105 106 to 117 118 to 128</p>


# GLOBAL SOLUTIONS

## ARTEOR™ IS TRULY INTERNATIONAL

Across our globalised world, people's needs and expectations are increasingly converging. The same can be said of lifestyles and the desire for greater convenience, security and an efficient use of resources. Although this genuinely global trend is fuelled by technology, barriers do still exist in the form of regional standards. Arteor helps overcome these obstacles and enables planners and developers operating at a global level to implement their projects all over the world. This is achieved by setting the same high standards, regardless of location, in terms of functionality, design, simplicity of installation, configuration and use.

The Arteor range is remarkably modular, enabling the implementation of complex projects of any scale and complexity without having to compromise on the systems used. Arteor also supports integration of technologies from third parties, which is an increasingly important criterion for international projects in general, and hotel projects in particular.





# T I M E L E S S H A R M O N Y

N E W N E U T R A L F I N I S H E S





MAGNESIUM



SOFT ALU



WHITE



## NEUTRAL FULL COLOUR

This neutral and minimalist collection leaves plenty of room for contemporary design concepts. An extended colour range with new plate and mechanism colours gives designers even greater freedom.



CHAMPAGNE

## NEW COMBINATIONS

Arteor meets customisation requirements by offering more ways to combine colours. But the more technology shapes our lives, the more we want it to blend in discreetly with our individual environments. This is why clean lines and a pared-down look define the design philosophy of the range.



DARK BRONZE



GRAPHITE

# STRONG IMPACT

A WIDER CHOICE OF METALS





## REFLECTIVE METAL

A new collection made of metal finishes provides a suitably brilliant solution for more demanding projects. Elegantly discreet despite their mirror finish, these switches blend seamlessly into their environment. Available in gold and other colours, they give a definite nod to the technology involved.



STAINLESS STEEL



GOLD



## BRUSHED METAL

Two further colours have been added to this relatively neutral but prestigious collection of brushed metal finishes. "Pink Champagne" (a warm, reddish brown) and "Black" offer designers a wider choice for high-end applications.



STAINLESS STEEL

GOLD BRASS

BLACK

PINK CHAMPAGNE

# OUT OF THE BOX

ARTEOR™ ON TREND




CUBE

In the Wood collection, nature and technology combine to create an original, appealing finish. The unique texture of Signature Cube turns this extraordinary finish into a sophisticated modern design element and creates a unique combination of look and feel.




GREY OAK



Both collections create an impression of discretion and technical sophistication. Chromed metal accents reinforce the image of a prestigious product. A bevelled profile ensures an on-trend slimline look.

# KEEP IN TOUCH

NEW ARTEOR™ FUNCTIONS

A photograph of a woman with long dark hair, wearing a white button-down shirt, smiling warmly as she holds a baby. The baby, with light brown hair and blue eyes, is looking intently at a dark blue smartphone held in the woman's hand. The background is a soft, out-of-focus indoor setting.


You have to be connected to get on. This is why options to charge mobile devices, wherever you may be, are so essential these days. Arteor offers chargers in various versions for this very reason, whether you're out and about, at home, in a hotel, or at the office. USB chargers or wireless chargers – they both allow to keep your mobile devices charged and running, anywhere and any time.



# ALWAYS FULL POWER

## USB CHARGERS FOR THE HOME


Conveniently placed USB chargers at home allow you to charge your mobile devices easily wherever it's handy: near the entrance, by the bedside or in the kitchen... Arteor has a suitable solution for every kind of mobile device – including, of course for the new generation with USB C-Type connection.




13 A BS SOCKET OUTLET WITH USB A-TYPE CHARGER

## THE NEW 13 A BS SOCKET OUTLET WITH USB CHARGER

The 1-gang 13 A BS socket is equipped with a 2.4 A – 5 V  $\approx$  12 W USB A-Type charging port. The socket outlet complies with BS 1363-2 and is **shuttered for child safety**.



The USB charger complies with IEC 60950-1. The 2.4 A output is sufficient to **charge any tablet at full speed**.



A-TYPE + C-TYPE,  
3 A - 5 V<sub>DC</sub> - 15 W

## USB A-TYPE AND C-TYPE CONNECTIVITY

More and more mobile devices are equipped with the new C-Type USB. With Arteor, you are ready for this development today: the new Arteor 2-gang 13 A BS socket outlets are equipped with two different USB charging ports, A-Type and C-Type 3 A - 5 V<sub>DC</sub> - 15 W.

## USB CHARGER

These modular charging sockets with a C-Type USB charging port comply with IEC 62684-2011-1. Aesthetically pleasant, they can be used to charge any mobile device, both at work and at home.



MODULAR DOUBLE C-TYPE USB  
CHARGER 5V<sub>DC</sub> - 3A - 15 W



MODULAR USB A-TYPE + C-TYPE  
CHARGER 5V<sub>DC</sub> - 3 A - 15W

# WHEREVER YOU ARE

## WIRELESS CHARGERS

Use at work and on the move requires a different set of features, with adaptability and robustness top of the list. With their pleasing aesthetics, Arteor chargers are even more universally suitable.



### WIRELESS CHARGER + A-TYPE USB

This Arteor wireless charger features an additional A-Type USB port for simultaneous charging of two devices – a smartphone with a Qi receiver via induction and a tablet via the USB port. To be mounted on the wall, installed in a cable column, or as part of a multi-outlet extension in the office or at home (e.g. in the kitchen).



### QI WIRELESS CHARGER FOR INTEGRATION INTO FURNITURE

The Qi wireless charger comes with an extra-slim design for integration into furniture, e.g. in meeting rooms, offices or public spaces. Also suitable for kitchen worktops at home. Supplied with external 110 – 240 V universal power supply. Plugs comply with European, BS, US and Australian/Chinese standards.



## FLUSH-MOUNTED WIRELESS CHARGER FOR PUBLIC AREAS

IK 08 – IP 66, impact-resistant and weatherproof design, specifically created for public areas such as restaurants, waiting rooms, libraries, passageways or transit areas, and even swimming pools.



Wireless Power Consortium: 750 members, ensuring interoperability with induction-compatible phones.

Qi: global standard adopted by vehicle manufacturers/café/restaurants/hotels

Legrand is member of the Wireless Power Consortium. Legrand wireless chargers are conform to the Qi WPC standard.

# THE RIGHT M O O D

ARTEOR™ LIGHTING SOLUTIONS

Light creates atmosphere, emphasizes room features and helps overcome emergencies. Arteor solutions provide bright prospects for developers and decorators who want to make a very deliberate use of lighting in their projects.





## UNIVERSAL PUSH-BUTTON DIMMER FOR ALL TYPES OF LAMPS

With the Universal dimmer for all modern loads including dimmable CFLs and LEDs Arteor makes it easy to create individual lighting moods.

**Convenient to use:**

33% and 66% luminance are preset, and there is a level memory function too. The night light function with its slow dimming feature is a practical solution for bedrooms or children's rooms.


**Easy installation:**

Two cables are enough as a neutral wire is not required  
 – ideal for renovations or installation work carried out at a later time.



## READING LIGHT AND REMOVABLE TORCH

Having just the right light for every situation is not just handy, but also deeply reassuring. Arteor provides this security through specific solutions that fit harmoniously with the overall design of the installation while bringing users genuine added value.



A reading light by the bedside is ideal for a bedtime read. Especially when it's as elegantly crafted as this one from the Arteor range.



This compact battery lamp is both an emergency light and a torch at once. It comes on automatically in the event of a power cut and can easily be unplugged from its holder for handheld use.



# CONNECTED LIVING

MAKE YOUR HOME TRULY YOURS

## ARTEOR™ with NETATMO

Increasing digitalisation and networking are making our lives ever simpler and more convenient, as technology transforms the way we work, communicate, travel and live at home. But greater possibilities also bring greater complexity. This is why Legrand, in developing Arteor with Netatmo, has sought to make networked digital technology as easy as possible, for designers, installers and users of living space.

The result is the radio solution “Arteor with Netatmo” which has been developed in collaboration with French industry-leading smart home brand Netatmo. Enhancing individual comfort and security in the connected home, it is really quick and easy to install and it will flexibly and economically adapt to changing habits, aspirations and needs over time.





Arteor with Netatmo is part of Legrand's ELIOT program. This program is dedicated to developing sustainable connected solutions that are easy to use and maintain, accessible for everybody and customisable to the users' needs, desires and habits. To enhance the value of any home and make everyday life just that little bit more comfortable and secure.

Arteor with Netatmo: Please check with Legrand representative for availability within your country

# ARTEOR™ WITH NETATMO

ADD A TOUCH OF SMARTNESS



## ARTEOR™ with NETATMO

### THE SMART RADIO SOLUTION

Arteor with Netatmo is a radio based solution for the connected home. The intelligent products communicate with one another via radio ZigBee (2.4 GHz waveband). This means there is no need for specific or extensive cabling. Also, although the range only contains a few products, these can be used to create lots of individual solutions for a more customised feel at home.

### SIMPLE, ADAPTABLE, OPEN

Arteor with Netatmo has been designed and developed as a simple solution to make every house more individual, convenient and secure. Simple for planners, who are able to integrate many useful functions without having to provide for complicated cabling. Simple for installers, who are able to install the system without a great deal of effort or specialist knowledge. Simple for users, who will find it convenient to operate, easy to extend and are able to make changes at any time.

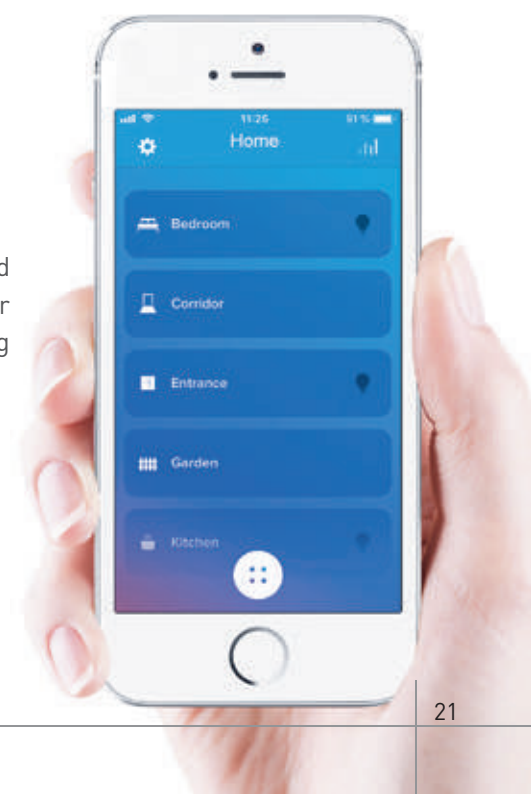


## APP CONTROL FOR EASE OF USE

All functions in an Arteor with Netatmo installation can also comfortably be controlled on your smartphone or tablet: switching individual lights on or off, controlling roller blinds, curtains and electrical appliances or triggering more complex scenarios - using the app, you have everything under control. And you stay connected with your home, no matter where you are.

## VOICE CONTROL

Using voice commands, the installation can be managed without lifting a finger.



# GROWING WITH USERS' NEEDS

ADAPTIVE TO SUIT OUR EVER-CHANGING LIFESTYLE

Its simple installation makes Arteor with Netatmo a really smart choice. No complex BUS system or cabling is needed to adapt the solution smoothly to changing circumstances. Putting a switch within reach of children, rearranging the living room, converting a kid's bedroom into an office, adding more functions...  
- Arteor with Netatmo will change as readily and as quickly as you do!




## PUT THEM ANYWHERE

Using wireless switches you can ensure your controls are always exactly where you want them, for example lower on the wall to be within easy reach of the children. They can be repositioned as your children grow or when you decide to rearrange your furniture.



## ALERTS

If there's a power failure when you're not at home, the app will warn you instantly so you can take action.



## ENERGY MANAGEMENT

Whether to check your real-time energy consumption or to do a more long-term, in-depth analysis, the app will help you all the way towards greater energy efficiency.



## “LEAVING HOME” SCENARIO

A single press will turn off the lights and close all the shutters as you leave the home, meaning you save time and gain convenience.



## “WAKE UP” SCENARIO

Have soft light come on and the shutters open for a great start to the day, every day!



# FEW COMPONENTS – LOTS OF OPTIONS

The system consists of only a few simple components. The 'Gateway Kit' that needs to be installed to start, connected controls which trigger actions, such as controlling lights, roller blinds and electrical appliances and wireless, battery powered controls. They manage scenarios, create centralised functions and allow remote control of individual functions.

## CONNECTED WIRED PRODUCTS

The wired products are installed in the same way as conventional components and then paired with the wireless switches (which can be positioned anywhere) via the ZigBee 2.4 Ghz waveband. Thanks to the dynamic mesh network, all functions can easily be reconfigured at any time. It is also easy to add extra modules.

## WIRELESS CONTROLS

Wireless light and roller blind switches are used to extend the installation and enable individual, group-based or centralized remote control of lighting and roller blinds. They are adaptable to take into account evolutions of the installation over time.

Wireless scenario controls are used to activate pre-programmed, more complex scenarios that enhance comfort when you wake up in the morning or go to bed at night, leave the house or come home.





## FUNCTIONS

### LIGHT




Connected light switch with dimmer option, 2 modules  
Connected light switches, 2x1 module,  
Micromodule switch




Wireless 1-gang and 2-gang light switches

### CURTAINS/ ROLLER BLINDS



Connected curtain / roller blind switches  
2 x1 module



Curtain/roller blind wireless switch

### ENERGY



Connected mobile socket outlet,  
Energy module for rail mounting  
Connected socket outlet module

The Home + Control App, which can be used to control the system via smartphone and tablet, is available for devices with Android and iOS. Download it for free from your usual app stores.




**HOME + CONTROL App**



# EVEN THE VERY FIRST STEP IS SMART

ARTEOR™ WITH NETATMO AT A GLANCE

Many useful functions can be implemented at home using just a few different devices. To start the connected installation with Arteor with Netatmo, the Gateway kit consisting of the gateway and master switch is essential.




## GATEWAY

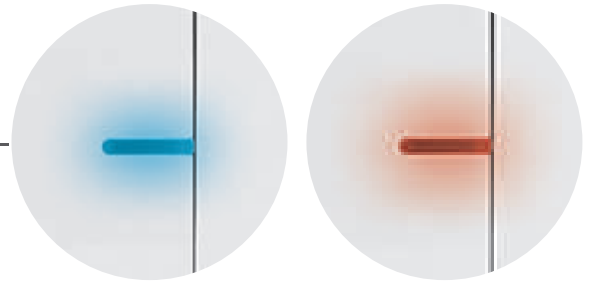
Connects the Arteor with Netatmo system to the home Wi-Fi network. The Gateway is necessary in order to use the Home + Control App and thereby enables convenient control of the installation via smartphone, tablet or via voice control.

## WIRELESS MASTER SWITCH

Used to create the ZigBee radio network (2.4 GHz waveband) via which all components within the system communicate with each other. No need for complicated cabling. The Home / Away wireless master switch also allows to launch the preset life scenes "Leave Home" and "Back Home".




Few components are required to enable control of lighting and shutters, more complex scenarios and electrical appliances via switched outlets. The system's modular structure allows for easy adaptation to changing needs and enables extensions any time they are required.



The LED in the switch serves as a locator while also signalling the product's status. During pairing, its changing colours guide you through the process.

## THE CONNECTED SWITCH - 4 IN 1

This compact, smart and versatile product combines 4 functions in one: both a switch and a dimmer, it also has indicator and locator features. All this in a device just 34 mm deep, fitting any standard mounting box.



# AS INDIVIDUAL AS YOU ARE

FUNCTIONALITY MEETS DESIGN

Arteor with Netatmo doesn't only offer individual responses to all user requirements in terms of functionality. It also adds a touch of style to the overall look and feel of the house. Arteor finishes blend in perfectly to any kind of living environment.



## SCENARIOS

Increase comfort through pre-programmed life scenes, such as Wake up / Sleep or Home / Away.



## ROLLER BLINDS/ CURTAINS

For convenient individual or central control of roller blinds. Locally or remotely.




## CONNECTED SOCKET OUTLETS

Allow to remotely control electrical appliances, measure instantaneous consumption, monitor daily or monthly consumption and to be alerted with smart notifications.



## LIGHT

Convenient control of lights with connected wired and wireless switches, with or without dimmer option.



# E A S Y INSTALLATION

WHETHER NEW OR RENOVATION


## 5 STEPS TO A CONNECTED HOME

1



After installing all wired devices, switch on power and all LEDs will light up in red.

2




Press the master switch at its centre for 5 seconds.

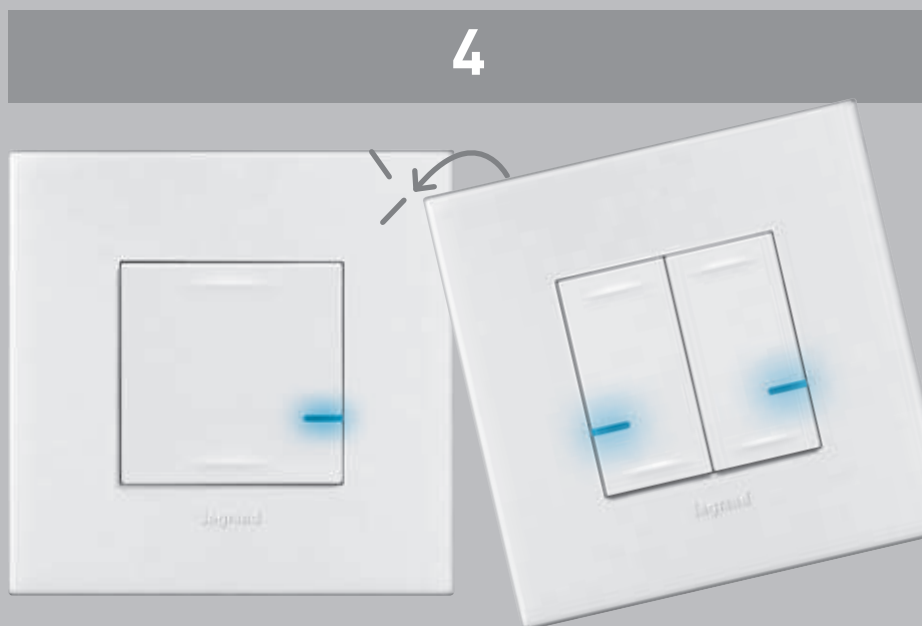
3



The LEDs now light up in green, showing that your network has been created.



Arteor with Netatmo is a radio solution, requiring no extra wiring as it uses the existing infrastructure. This makes it the ideal choice for upgrading an existing installation into a connected home. But for new building projects, too, it offers definite advantages, as its simple installation cuts effort to a minimum.



To pair them, press on the wireless switch you wish to pair, while tapping it three times onto the wired devices you wish to control. The LED's blue light tells you that the pairing was successful.

After a short press on the master switch, all LEDs turn off.

# INNOVATIVE OPERATING CONCEPTS

TALK - SWIPE - TOUCH

## VOICE CONTROL

As modern home technology becomes increasingly complex, it also gets to be easier to operate. Thus, for instance, Arteor with Netatmo makes it possible to control functions via voice commands. Used in combination with the Google Assistant, Amazon Alexa or Apple Siri, the system obeys the spoken word. Lighting in the home, for example, can be switched on or off with a simple word.



Arteor with Netatmo: Please check with Legrand representative for availability within your country



## THE HOME + CONTROL APP FOR SMARTPHONE OR TABLET


The app on the smartphone or tablet opens up new options: monitoring of instantaneous power consumption, remote surveillance of the connected home, and control over various functions when the user is out and about.





 works with the  
Google Assistant

 WORKS WITH  
alexa

 Works with  
Apple HomeKit



## AND OBVIOUSLY LOCAL CONTROL

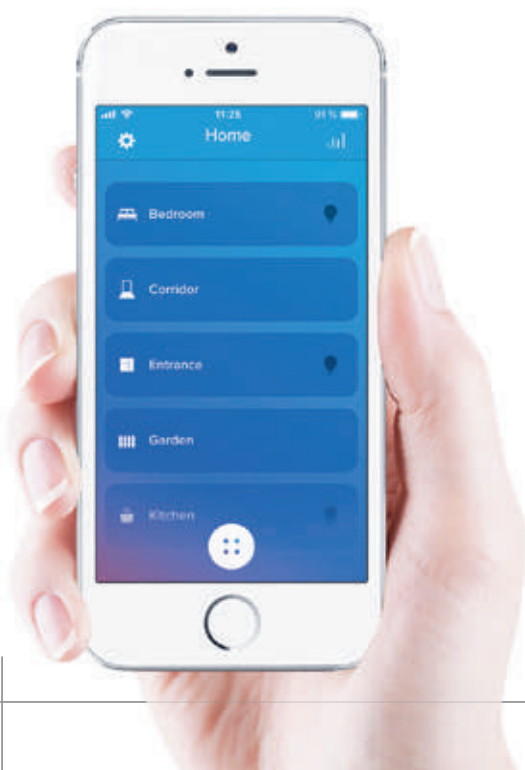
Of course, all functions can still be used in the traditional way via switches on the wall. If furniture needs to be rearranged or small children need to be able to reach a switch, the wireless switches can be repositioned easily at any time.

 Download on the  
App Store

 GET IT ON  
Google Play

**HOME + CONTROL App**

iPhone, iPod and iPad are registered trademarks of Apple Inc., registered in the US and other countries. HomeKit is a trademark of Apple Inc. App Store is a service mark of Apple Inc. Google, Android, Google Play, and the Google Play logo are trademarks of Google LLC. Amazon, Alexa and all related logos are trademarks of Amazon.com, Inc. or its affiliates.



The Home + Control App changes everything not only in terms of control of the smart home but also in terms of its configuration. The installer can use the app to conveniently configure the entire system, based on the individual specifications of their customer: the function assigned to each of the components, the way they interact, the scenarios users are able to trigger - all of this can be determined using the highly intuitive app. Moreover, much of this can be input in advance, once the user's wishes have been clarified at the consultation stage. This makes life easier for installers, improves their efficiency and ensures their work is more highly valued.

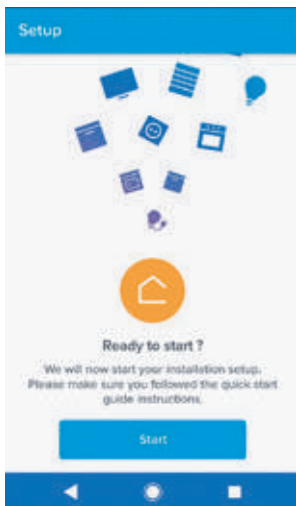


**HOME + CONTROL** App

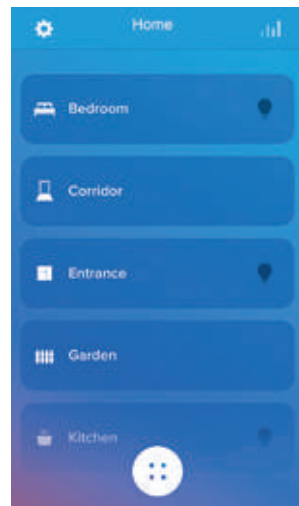
# SMART HOME VIA SMARTPHONE

## THE HOME + CONTROL APP

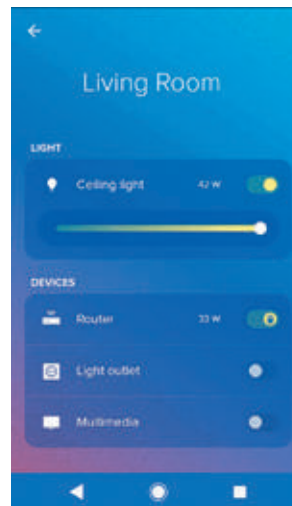
The app used by the installer for configuration purposes is also used to control the entire system. The remote control options it provides are particularly useful. The app displays alarm messages if, for instance, the refrigerator is no longer powered or a light remains on when noone is supposed to be at home. This means the user can react accordingly and act from a distance to prevent any greater damage.



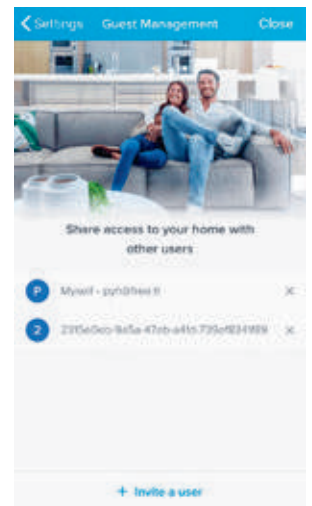
Configuration is based on a set of simple steps.



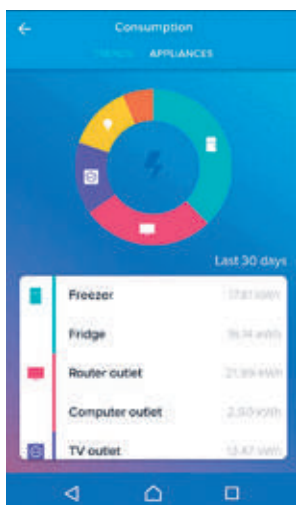
Each room is configured individually.



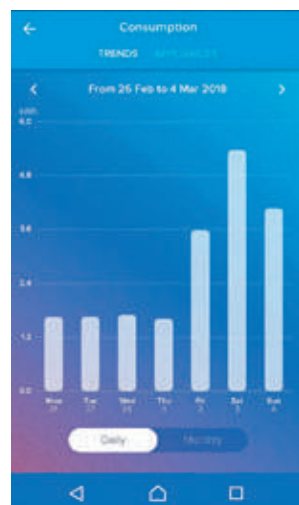
All functions can be set individually.



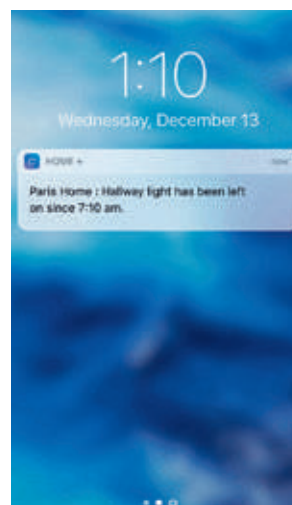
Invite each member of your family.



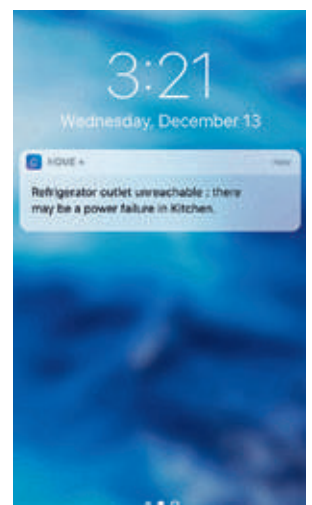
Energy consumption can be queried for individual devices.



Detailed consumption analyses help save energy.



Alarm messages reach the user wherever they may be.



Enables fast responses to faults.

# LOTS OF SCOPE FOR GRAND PLANS

FOR A FULLY CONNECTED HOME



## Arteor™ MyHOME\_Up

With Arteor MyHOME\_Up, electrical systems can be designed and implemented to suit your individual requirements. Almost anything that building owners and residents want is possible with this tried and tested BUS system: customised scenarios, automation of numerous functions, comprehensive temperature management, playing music in every room, energy consumption monitoring and analysis, or load shedding for selected devices.

This means that the entire domestic installation can be integrated into the system. The home's lighting and roller shutters, heating and air conditioning, music and door entry system create a comfortable, secure and individual living environment, which lives up to the highest standards.

### YOUR WISH IS OUR COMMAND


A wide range of control options make even complex solutions easy to use. Residents can choose, at any time, whether they want to control the functions via a wall-mounted monitor or by using conventional switches. Other options include modern touch plates or a dedicated smartphone app, and with a voice assistant, your home even obeys your spoken word.



# THE HOME AUTOMATION EVOLUTION

M Y H O M E \_ U P

With MyHOME\_Up, the tried-and-tested BUS system is now even easier to install and use. The MyHOME\_Up App not only makes configuration much simpler but it also takes the idea of user-friendliness to a whole new level.






## **A SINGLE APP FOR BOTH INSTALLERS AND USERS**

The new MyHOME\_Up App for Android and iOS eliminates the concept of configuration usually associated with the BUS system. This new app is used for both to associate the devices easily and to customise and control the functions of the MyHOME\_Up home-automation system. Operation is so easy that minor changes in functionality can now even be made by users themselves – while installers take care of more important tasks.

# ARTEOR™ MYHOME\_UP

FULL CONNECTION MADE SO EASY



MyHOME\_Up  
system



MyHOME Server1

BUS







## CREATE A FULLY CONNECTED SYSTEM WITH A FEW, SIMPLE START-UP OPERATIONS

1. Wire all the system components and the server to the BUS system.
2. Free-download the MyHOME\_Up App on your tablet or smartphone. Once launched, it will connect to the system and make all components ready for setup.
3. For an easy installation setup, simply follow the app's instructions.
4. Once the installer has terminated the setup, the app can switch to user mode to provide full control over the system.

Download the App



# YOUR COMFORT TEMPERATURE AUTOMATICALLY

INDIVIDUAL TEMPERATURE MANAGEMENT



Your smart home automatically adjusts to your personal comfort temperature via Arteor MyHOME\_Up. Heating and air conditioning systems from various renowned manufacturers can be incorporated and, as the system only provides heating or cooling when and where it is needed, it not only increases comfort but also reduces energy consumption.

## **SMART HEATING AND COOLING**

It operates with different scenarios depending on the time of day and the room's use, but also responds to departures from the normal daily routine. This way, for example, the heating is turned down when a window is opened or when you leave your home with your smartphone in your pocket. Of course, the system can also be controlled individually via the HOMETOUCH screen, local control units such as a display thermostat or the MyHOME\_Up App.



## COOLING



## HEATING



## ZONE MANAGEMENT



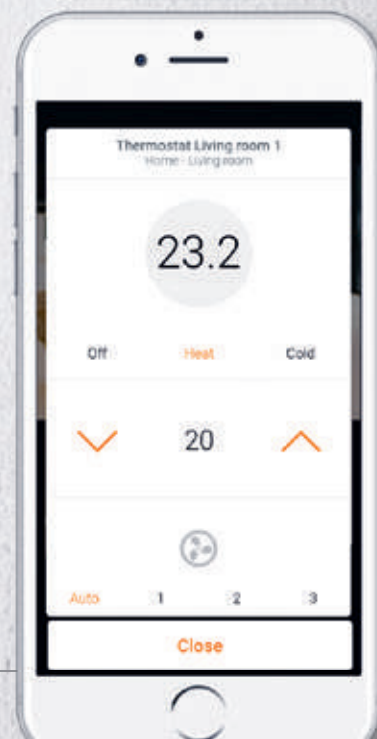
## DISPLAY THERMOSTAT

The required temperature in each room can be set precisely using this control unit. Pre-programmed routines can also be activated and the intensity of ventilation individually adjusted.



## MAXIMUM COMFORT, MINIMUM ENERGY CONSUMPTION

For maximum comfort with minimum energy consumption, the system is precisely adjusted to suit users' needs and habits. For example, certain zones within the home can be defined, which – depending on the time of day and use – should be kept at a constant temperature. The required temperature can also be set for each room individually. The system responds immediately to any changes in these temperatures. If a room heats up as the result of strong sunlight, the heating is immediately turned down to save energy. Everything can also be easily controlled remotely via the app.



# EVERYDAY LIFE SCENES

ADAPTABLE TO YOUR HABITS

## SCHEDULED ROUTINES

At a pre-programmed wake-up time, the kitchen, children's bedrooms and bathroom are already at a comfortable temperature, the roller shutters open and soft music makes it easier to wake up. At night, to help you get to sleep, the "Sleep" scenario is activated: the heating is turned down, the roller shutters close and the lights are dimmed. You can also do this with a simple utterance via voice control!





## USING GEOLOCATION

Using geolocation via your smartphone, your home knows when its occupants have left. This is when the “Away” scenario starts: all the lights are turned off, the heating or air conditioning are turned down and the roller shutters close. The system recognises from a distance that you are coming home and welcomes you accordingly.



## BASED ON EVENTS

Your home takes care of itself: in strong sunlight, the roller shutters close automatically or your awning is rolled out, to delay the activation of air conditioning. If there is a storm or heavy rain, your awning is rolled in and the roller shutters close, to prevent damage. With the smartphone app, users always have everything under control and can intervene remotely, if necessary.



# CENTRAL HOME CONTROL

H O M E T O U C H

The MyHOME\_Up offer is enhanced by the new 7" touch screen HOMETOUCH. Without configuration, the device recognises MyHOME\_Up functions installed on the system and makes them immediately available.



## ONE TOUCH FOR TOTAL HOME CONTROL

A real all-rounder, this new display can be used to activate and control all the various home functions. The touch display also serves as a video intercom, thus enhancing home security.



Arteor™ MyHOME\_Up

# WHO'S THERE?



## H O M E T O U C H

When used as a video intercom, the HOMETOUCH ensures all welcome guests are given the reception they deserve. It also shows uninvited visitors on its display, allowing you to decide whether to open the door to them.



### A DEDICATED APP FOR VIEWING YOUR VISITORS

There is a dedicated app for the video door intercom function, and this offers greater security and convenience. This app shows live images of what is happening at the front door and provides an opportunity to react accordingly from a distance. The user can decide, at any time and wherever they may be, who they want to let in and who they prefer to keep out.



Download the App



# EASE OF OPERATION JUST AS YOU WISH

MONITORING AND CONTROL



Users can choose from a large choice of options for control and monitoring. Arteor MyHOME\_Up can be operated centrally or locally from every room, remotely via an app or even by using a voice assistant.

## CENTRAL CONTROL WITH THE HOMETOUCH

This large touch-screen display is your home's control centre. It allows all the functions to be activated, set, adjusted and monitored, it also serves as a video door entry system. Installed at the centre of the home, it offers optimum access to the entire system.

## FULL CONTROL, WHEREVER YOU ARE

No matter where you are, the MyHOME\_Up App lets you steer your entire installation anywhere and at all times. It brings a whole new meaning to the concept of remote control.






## INDIVIDUAL ROOM CONTROLS

Elegant control units are available in different designs and ergonomics. Whether classic controls or advanced touch plates: they enable local control of lights, roller blinds and curtains, temperature and preset scenarios, and enhance the overall design of the installation.



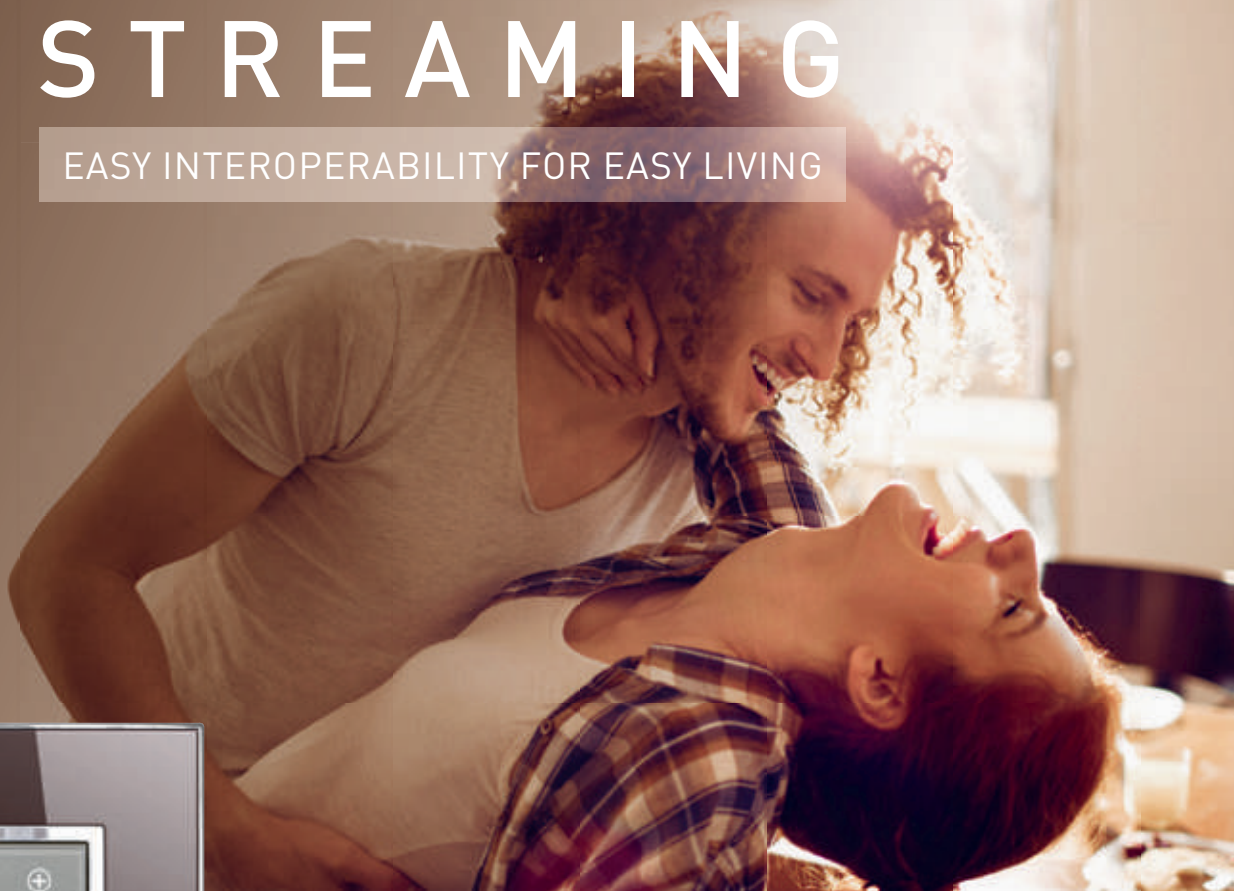
## VOICE CONTROL

The most convenient way of controlling your Smart Home is provided by voice assistants such as the Google Assistant, Amazon Alexa or Apple Siri. Using these, your home listens to its occupants' commands and fulfils almost all their wishes.



# MUSIC STREAMING

EASY INTEROPERABILITY FOR EASY LIVING



Arteor MyHOME\_Up is an open system that offers many benefits. Devices from other providers can be integrated seamlessly with a view to extending functionality even further. One example is digital streaming of music to create the perfect mood all around the house.

## WORKS WITH NUVO LEGRAND'S MULTIROOM AUDIO SYSTEM

The multiroom audio system from Legrand Group brand NUVO, allows to use Internet-based streaming services and can be integrated with MyHOME\_Up. Also, third party systems such as Sonos are compatible with MyHOME\_Up. Music systems can be operated via installed control elements or the app.

For more information on the NUVO Multiroom Audio System from Legrand - please contact us.

NUVO®



Also works with:  
**SONOS**

# LIGHTING CONTROL


OPEN TO OTHER SYSTEMS



Modern lighting systems can be dimmed to create the desired mood. They also support the use of coloured lighting within rooms to create additional options for an individual environment. Here too, MyHOME\_Up is open to other systems.

## MANAGE COLOURED LIGHTS

With MyHOME\_Up and the corresponding light systems, a mood can be conjured up at the push of a button, or controlled via the app for even greater convenience.



Works with:



# JOINING FORCES TO MOVE FORWARD

OPEN TO INTEROPERABILITY



MyHOME\_Up and Arteor with Netatmo are part of Legrand's Eliot program for the development of sustainable connected solutions for the home and workplace.

Another major component of Eliot is the implementation of a powerful and reliable electrical infrastructure and the further development of high performance networks. These are the enabling factors of communication among connected devices and therefore essential for the constant extension of the Internet of Things.

The third mainstay of the Eliot program is interoperability. The integration of Legrand solutions with third party systems allows to provide new products and services with additional benefits.

## THREE PRINCIPLES OF THE ELIOT PROGRAM

DEVELOPMENT OF  
CONNECTED  
SOLUTIONS

Easy to use, accessible and providing enhanced user benefits.

CREATION  
OF SUITABLE  
INFRASTRUCTURES

To enable product communication and help develop the Internet of Things.

PROMOTION  
OF  
INTEROPERABILITY

Legrand contributes to enhancing innovation and services beyond its own ecosystem by promoting interoperability, as a genuine third party service enabler.



## TOGETHER, WE CAN GO A LOT FURTHER

With its Eliot program, Legrand is on the right track, as is evidenced by a series of successful partnerships and third-party integrations.

Partnerships with innovative businesses and renowned brands:



**RENAULT**  
La vie, avec passion

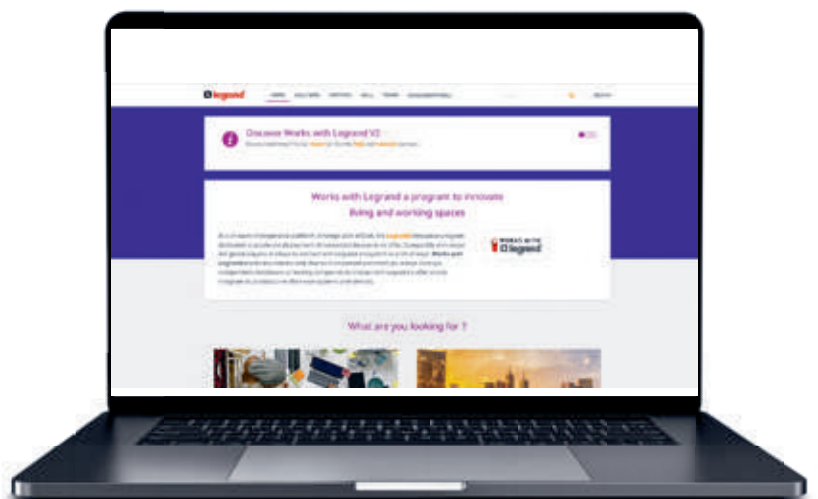


Compatibility with platforms and voice assistants:



### Find out more about WORKS WITH LEGRAND

You want to learn more about the possibilities of integrating your systems with Legrand solutions? The **web portal <https://developer.legrand.com>** will provide you with a host of useful **information, tools and services.**

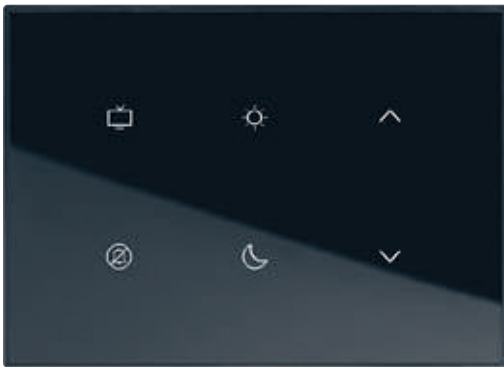




# FIVE STAR SOLUTIONS

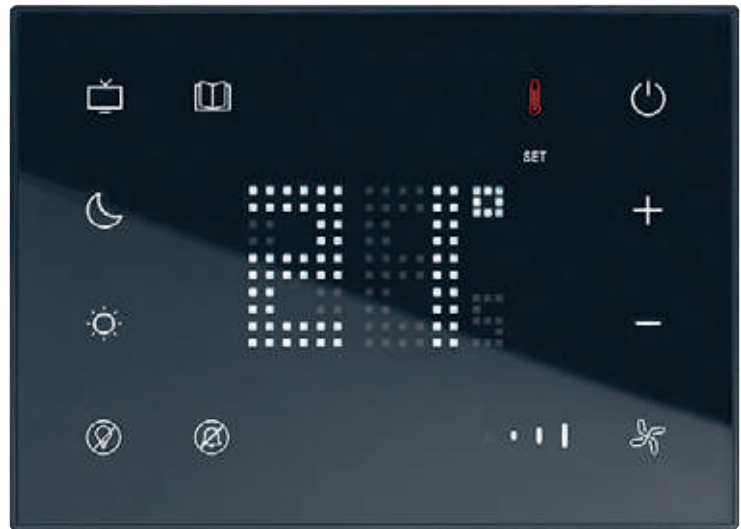
UX FOR UPSCALE HOTELS

Designed specifically for premium level establishments, UX for Upscale Hotels provides top quality solutions with its brand-new touchplates and enhanced functionalities. Operating on an open protocol, the guest room management system can seamlessly integrate with third party building management systems, thus raising hospitality to new heights across the world, in conjunction with Arteor or other Legrand wiring device ranges.




## 6-GANG TOUCH PLATE

It can be configured on an individual basis as a convenient way of activating various scenarios such as “television”, “work” and many more.



## BEDSIDE PANEL

For a convenient way of triggering complex scenarios for a wide range of situations. Temperature control for the hotel room is also integrated, as is a “Do not disturb” function.

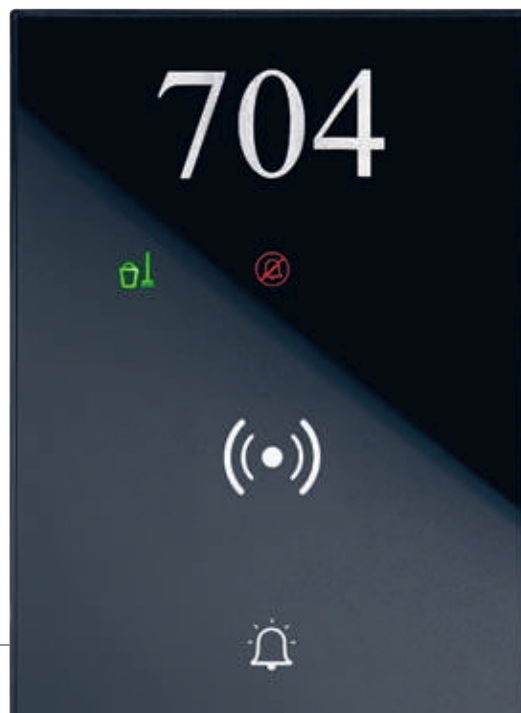


## KEY CARD READER

The power in the room can be switched on with the hotel card. The “Make up room” and “Do not disturb” signs can also be activated from here.

## EXTERNAL READER

For opening the door with the hotel card and to provide a bell function for visitors. It lets staff know the guest doesn't want to be disturbed or that the room can be cleaned. Room number can be added.



# FIRST-CLASS SERVICE

## THE PERSONAL TOUCH

With global hotel projects, it is absolutely critical to implement the individual corporate design. This is why Arteor is open to clients' design preferences. The range is flexible when it comes to functionality too, so Legrand works closely with architects and planning specialists to come up with the perfect bespoke solution.




A special configuration tool has been developed for quick and easy implementation of customer requirements.



The configuration tool provides a convenient way of selecting the colour options for touch plates and frames, the icons and other forms of customisation.

**Check out the configuration tool:**  
<https://www.uxforupscalehotel.legrand.com>





Products are made to measure which means that design and technology can be perfectly adapted to the corporate style and the users' preferences. Choose from four different colour options for the touch plates (White, Black, Light Grey and Dark Grey) and even more options for the colour of the frames. Customize your guests' experience by adding the hotel logo or the room number. Welcome guests with preset moods. Give your guests the five star treatment they deserve.




Touch plates available in four colours: Black, White, Light Grey and Dark Grey.




Choose between standard surface installation or fully recessed mounting, in-wall or integrated into furniture.

# CATALOGUE



P. 61-62  
Mechanical  
switches



P. 67  
Visual  
indication

## Arteor™ Wiring Devices



P. 73  
British  
standard  
socket  
outlets



P. 83  
Rear pluggable  
data sockets,  
wiring splitters



P. 90  
International  
support frames

## Arteor™ with Netatmo Connected home



P. 102  
Gateway kit

## Home Automation MyHOME\_Up (BUS)



P. 106  
Home system  
management



P. 115  
Energy management  
and load shedding  
management

## Hotel solutions



P. 120  
BUS  
solutions



**P. 63**  
Push-buttons



**P. 64**  
Sensitive switches and motion sensors



**P. 65**  
Dimmers



**P. 68**  
Ventilation, heating and roller blinds control, RCBOs and MCBs



**P. 70-71**  
USB chargers and wireless power chargers



**P. 72**  
Lighting control, emergency push-buttons



**P. 72**  
DP switches, cooker control units



**P. 74**  
Socket outlets with USB charger



**P. 76 à 78**  
International socket outlets



**P. 80**  
Telephone and television sockets



**P. 82**  
RJ 45 sockets



**P. 84**  
USB data sockets



**P. 86**  
Audio and video sockets



**P. 88**  
Bluetooth sound diffusion and loudspeakers



**P. 91**  
Ancillary mechanisms and blanking cover plates



**P. 92**  
Mounting supports and mounting boxes



**P. 93**  
Floor sockets



**P. 94 à 101**  
Plates selection charts



**P. 102**  
Connected light switches



**P. 103**  
Connected socket outlets



**P. 103**  
Connected curtain/roller blind switches



**P. 104-105**  
Connected wireless controls and scene switches



**P. 109**  
Control mechanisms, touch plates and scenario controllers



**P. 110-111**  
Key cover selection charts



**P. 112**  
Modular equipment for lighting control and automation



**P. 114**  
BUS sensors



**P. 116**  
Temperature control



**P. 116**  
Common accessories



**P. 117**  
Other devices



**P. 122**  
UX for Upscale Hotels touch interfaces (BUS)



**P. 124**  
KNX solutions



**P. 125-126**  
Stand-alone hotel solutions

# Arteor™ mechanical switches

square version



Support frame and plate selection charts **p. 94-101**

Mechanisms supplied with rocker plates, to be equipped with support frames (p. 90) and plates (p. 94 to 101)

Pack	Cat.Nos	Switches 10 AX - 250 V~	
			<b>1-way switch</b>
10	5 720 04		White - 1 module
10	5 725 04		Magnesium - 1 module
10	5 700 04		Champagne - 1 module
10	5 710 04		Soft Alu - 1 module
10	5 724 50		Red - 1 module
			<b>2-way switch</b>
10	5 720 34		White - 2 modules
10	5 725 34		Magnesium - 2 modules
10	5 700 34		Champagne - 2 modules
10	5 710 34		Soft Alu - 2 modules
			<b>2-way switch with indicator</b>
10	5 720 05		White - 1 module
10	5 725 05		Magnesium - 1 module
10	5 700 05		Champagne - 1 module
10	5 710 05		Soft Alu - 1 module
10	5 720 35		White - 2 modules
10	5 725 35		Magnesium - 2 modules
10	5 700 35		Champagne - 2 modules
10	5 710 35		Soft Alu - 2 modules
			<b>2-way switch with indicator</b>
			To be equipped with LED (p. 67)
10	5 720 06		White - 1 module
10	5 725 06		Magnesium - 1 module
10	5 721 75		Champagne - 1 module
10	5 721 74		Soft Alu - 1 module
5	5 720 36		White - 2 modules
5	5 725 36		Magnesium - 2 modules
5	5 721 77		Champagne - 2 modules
5	5 721 76		Soft Alu - 2 modules
			<b>2-way switch with indicator and label-holder</b>
			To be equipped with LED (p. 67)
5	5 720 37		White - 2 modules
5	5 725 37		Magnesium - 2 modules
			<b>Intermediate switch</b>
5	5 720 08		White - 1 module
5	5 725 08		Magnesium - 1 module
5	5 700 08		Champagne - 1 module
5	5 710 08		Soft Alu - 1 module
10	5 720 38		White - 2 modules
10	5 725 38		Magnesium - 2 modules
10	5 721 66		Champagne - 2 modules
10	5 721 65		Soft Alu - 2 modules
			<b>Double pole switch</b>
10	5 720 40		White - 2 modules
5	5 725 40		Magnesium - 2 modules
5	5 721 79		Champagne - 2 modules
5	5 721 78		Soft Alu - 2 modules

Pack	Cat.Nos	Switches 20 AX - 250 V~	
			<b>1-way switch</b>
10	5 720 09		White - 1 module
10	5 725 09		Magnesium - 1 module
10	5 700 09		Champagne - 1 module
10	5 710 09		Soft Alu - 1 module
			<b>2-way switch</b>
10	5 720 41		White - 2 modules
10	5 725 41		Magnesium - 2 modules
10	5 723 81		Champagne - 2 modules
10	5 723 80		Soft Alu - 2 modules
			<b>2-way switch</b>
10	5 720 10		White - 1 module
10	5 725 10		Magnesium - 1 module
10	5 700 10		Champagne - 1 module
10	5 710 10		Soft Alu - 1 module
			<b>2-way switch with indicator</b>
			To be equipped with LED (p. 67)
10	5 720 11		White - 1 module
5	5 725 11		Magnesium - 1 module
5	5 723 83		Champagne - 1 module
5	5 723 82		Soft Alu - 1 module
			<b>2-way switch with indicator</b>
			To be equipped with LED (p. 67)
10	5 720 42		White - 2 modules
5	5 725 42		Magnesium - 2 modules
5	5 723 85		Champagne - 2 modules
5	5 723 84		Soft Alu - 2 modules
			<b>1-way switch - 3 gang</b>
10	5 720 43		White - 2 modules
10	5 725 43		Magnesium - 2 modules
10	5 723 87		Champagne - 2 modules
10	5 723 86		Soft Alu - 2 modules
			<b>2 x 2-way switch + 1-way switch - 3 gang</b>
10	5 720 44		White - 2 modules
10	5 725 44		Magnesium - 2 modules
10	5 723 89		Champagne - 2 modules
10	5 723 88		Soft Alu - 2 modules
			<b>1-way double pole switch</b>
5	5 720 13		White - 1 module
5	5 725 13		Magnesium - 1 module
5	5 721 83		Champagne - 1 module
5	5 721 82		Soft Alu - 1 module
5	5 724 51		Red - 1 module
			<b>1-way double pole switch</b>
10	5 720 46		White - 2 modules
10	5 725 46		Magnesium - 2 modules
10	5 721 85		Champagne - 2 modules
10	5 721 84		Soft Alu - 2 modules

Support frames and plates, **p. 90 and 94 to 101**



## Arteor™ mechanical switches

### square version (continued)



5 720 49

Support frame and plate selection charts **p. 94-101**

Mechanisms supplied with rocker plates, to be equipped with support frames (p. 90) and plates (p. 94 to 101)

#### Pack Cat.Nos Switches 20 AX - 250 V~ (continued)

Pack	Cat.Nos	Switches 20 AX - 250 V~ (continued)
		<b>1-way double pole switch with indicator</b> Red LED supplied
5	5 720 14	○ White - 1 module
5	5 725 14	● Magnesium - 1 module
5	5 721 87	● Champagne - 1 module
5	5 721 86	● Soft Alu - 1 module
10	5 720 47	○ White - 2 modules
10	5 725 47	● Magnesium - 2 modules
10	5 721 89	● Champagne - 2 modules
10	5 721 88	● Soft Alu - 2 modules
		<b>1-way double pole switch with indicator and "WATER HEATER" marking</b> Red LED supplied
10	5 720 49	○ White - 2 modules
10	5 725 49	● Magnesium - 2 modules
10	5 721 91	● Champagne - 2 modules
10	5 721 90	● Soft Alu - 2 modules
		<b>2-way double pole switch</b>
10	5 720 48	○ White - 2 modules
10	5 725 48	● Magnesium - 2 modules
10	5 721 93	● Champagne - 2 modules
10	5 721 92	● Soft Alu - 2 modules

## Arteor™ mechanical switches

### round version



5 731 10



5 731 11



5 731 12



5 730 62

Support frame and plate selection charts **p. 94-101**


Mechanisms supplied with rocker plates, to be equipped with support frames (p. 90) and plates (p. 94 to 101)

#### Pack Cat.Nos Switches 10 AX - 250 V~

Pack	Cat.Nos	Switches 10 AX - 250 V~
		<b>1-way switch</b>
10	5 730 10	○ White - 1 left module
10	5 731 10	● Magnesium - 1 left module
10	5 700 62	● Champagne - 1 left module
10	5 710 62	● Soft Alu - 1 left module
10	5 730 11	○ White - 1 middle module
10	5 731 11	● Magnesium - 1 middle module
10	5 730 12	○ White - 1 right module
10	5 731 12	● Magnesium - 1 right module
10	5 700 63	● Champagne - 1 right module
10	5 710 63	● Soft Alu - 1 right module
10	5 730 60	○ White - 2 modules
10	5 731 60	● Magnesium - 2 modules
10	5 700 66	● Champagne - 2 modules
10	5 710 66	● Soft Alu - 2 modules
		<b>2-way switch</b>
10	5 730 13	○ White - 1 left module
10	5 731 13	● Magnesium - 1 left module
10	5 700 64	● Champagne - 1 left module
10	5 710 64	● Soft Alu - 1 left module
10	5 730 14	○ White - 1 middle module
10	5 731 14	● Magnesium - 1 middle module
10	5 730 15	○ White - 1 right module
10	5 731 15	● Magnesium - 1 right module
10	5 700 65	● Champagne - 1 right module
10	5 710 65	● Soft Alu - 1 right module
10	5 730 61	○ White - 2 modules
10	5 731 61	● Magnesium - 2 modules
10	5 700 67	● Champagne - 2 modules
10	5 710 67	● Soft Alu - 2 modules
		<b>2-way switch with indicator</b> To be equipped with LED (p. 67)
5	5 730 16	○ White - 1 left module
5	5 731 16	● Magnesium - 1 left module
5	5 731 34	● Soft Alu - 1 left module
5	5 730 17	○ White - 1 middle module
5	5 731 17	● Magnesium - 1 middle module
5	5 731 35	● Soft Alu - 1 middle module
5	5 730 18	○ White - 1 right module
5	5 731 18	● Magnesium - 1 right module
5	5 731 36	● Soft Alu - 1 right module
5	5 730 62	○ White - 2 modules
5	5 731 62	● Magnesium - 2 modules
5	5 731 37	● Soft Alu - 2 modules
		<b>Intermediate switch</b>
10	5 730 63	○ White - 2 modules
5	5 731 63	● Magnesium - 2 modules
5	5 730 67	● Soft Alu - 2 modules
		<b>Double pole switch</b>
5	5 730 65	○ White - 2 modules
5	5 731 65	● Magnesium - 2 modules
5	5 731 38	● Soft Alu - 2 modules

# Arteor™ mechanical switches

## round version (continued)



5 731 26    5 731 28    5 730 72    5 731 30    5 731 31    5 731 76

Support frame and plate selection charts **p. 94-101**

Mechanisms supplied with rocker plates, to be equipped with support frames (p. 90) and plates (p. 94 to 101)

Pack	Cat.Nos	Switches 20 AX - 250 V~	Pack	Cat.Nos	Switches 20 AX - 250 V~ (continued)
10	5 730 20	<b>1-way switch</b> ○ White - 1 left module	5	5 730 30	<b>1-way double pole switch</b> ○ White - 1 left module
10	5 731 20	● Magnesium - 1 left module	5	5 731 30	● Magnesium - 1 left module
10	5 731 39	● Soft Alu - 1 left module	5	5 730 31	○ White - 1 right module
10	5 730 21	○ White - 1 middle module	5	5 731 31	● Magnesium - 1 right module
10	5 731 21	● Magnesium - 1 middle module	10	5 730 75	○ White - 2 modules
10	5 731 40	● Soft Alu - 1 middle module	10	5 731 75	● Magnesium - 2 modules
10	5 730 22	○ White - 1 right module	<b>1-way double pole switch with indicator</b> Red LED supplied		
10	5 731 22	● Magnesium - 1 right module	5	5 730 32	○ White - 1 left module
10	5 731 41	● Soft Alu - 1 right module	5	5 731 32	● Magnesium - 1 left module
10	5 730 70	○ White - 2 modules	5	5 730 33	○ White - 1 right module
10	5 731 70	● Magnesium - 2 modules	5	5 731 33	● Magnesium - 1 right module
10	5 731 42	● Soft Alu - 2 modules	10	5 730 76	○ White - 2 modules
10	5 730 23	<b>2-way switch</b> ○ White - 1 left module	10	5 731 76	● Magnesium - 2 modules
10	5 731 23	● Magnesium - 1 left module	10	5 731 48	● Soft Alu - 2 modules
10	5 731 43	● Soft Alu - 1 left module	<b>1-way double pole switch with indicator and "WATER HEATER" marking</b> Red LED supplied		
10	5 730 24	○ White - 1 middle module	10	5 730 78	○ White - 2 modules
10	5 731 24	● Magnesium - 1 middle module	10	5 731 78	● Magnesium - 2 modules
10	5 731 44	● Soft Alu - 1 middle module	10	5 731 49	● Soft Alu - 2 modules
10	5 730 25	○ White - 1 right module	<b>2-way double pole switch</b>		
10	5 731 25	● Magnesium - 1 right module	10	5 730 77	○ White - 2 modules
10	5 731 45	● Soft Alu - 1 right module	5	5 731 77	● Magnesium - 2 modules
5	5 730 26	<b>2-way switch with indicator</b> To be equipped with LED (p. 67) ○ White - 1 left module			
5	5 731 26	● Magnesium - 1 left module			
5	5 730 28	○ White - 1 right module			
5	5 731 28	● Magnesium - 1 right module			
5	5 730 71	○ White - 2 modules			
5	5 731 71	● Magnesium - 2 modules			
10	5 730 72	<b>1-way switch - 3 gang</b> ○ White - 2 modules			
5	5 731 72	● Magnesium - 2 modules			
5	5 731 46	● Soft Alu - 2 modules			
10	5 730 73	<b>2 x 2-way switch + 1-way switch - 3 gang</b> ○ White - 2 modules			
10	5 731 73	● Magnesium - 2 modules			
10	5 731 47	● Soft Alu - 2 modules			

# Arteor™ push-buttons

## square version




Support frame and plate selection charts **p. 94-101**

Mechanisms supplied with rocker plates, to be equipped with support frames (p. 90) and plates (p. 94 to 101)

Pack	Cat.Nos	Push-buttons 6 A - 250 V~
10	5 720 00	<b>1-way push-button</b> ○ White - 1 module
10	5 725 00	● Magnesium - 1 module
10	5 700 00	● Champagne - 1 module
10	5 710 00	● Soft Alu - 1 module
10	5 720 30	<b>1-way push-button</b> ○ White - 2 modules
10	5 725 30	● Magnesium - 2 modules
10	5 730 35	● Champagne - 2 modules
10	5 730 34	● Soft Alu - 2 modules
5	5 720 15	<b>1-way push-button with bell symbol</b> ○ White - 1 module
5	5 725 15	● Magnesium - 1 module
5	5 730 37	● Champagne - 1 module
5	5 730 36	● Soft Alu - 1 module
5	5 720 56	<b>1-way push-button with locator and bell symbol</b> ○ White - 2 modules
5	5 725 56	● Magnesium - 2 modules
5	5 730 39	● Champagne - 2 modules
5	5 730 38	● Soft Alu - 2 modules
5	5 720 16	<b>1-way push-button with locator and bell symbol</b> Equipped with blue LED ○ White - 1 module
5	5 725 16	● Magnesium - 1 module
5	5 730 41	● Champagne - 1 module
5	5 730 40	● Soft Alu - 1 module
10	5 720 01	<b>2-way push-button</b> ○ White - 1 module
5	5 725 01	● Magnesium - 1 module
5	5 730 43	● Champagne - 1 module
5	5 730 42	● Soft Alu - 1 module
10	5 720 31	<b>2-way push-button</b> ○ White - 2 modules
5	5 725 31	● Magnesium - 2 modules
5	5 730 45	● Champagne - 2 modules
5	5 730 44	● Soft Alu - 2 modules
10	5 720 02	<b>2-way push-button with locator</b> Equipped with blue LED ○ White - 1 module
10	5 725 02	● Magnesium - 1 module
10	5 730 47	● Champagne - 1 module
10	5 730 46	● Soft Alu - 1 module
10	5 720 32	<b>2-way push-button with locator</b> ○ White - 2 modules
5	5 725 32	● Magnesium - 2 modules
5	5 730 49	● Champagne - 2 modules
5	5 730 48	● Soft Alu - 2 modules
10	5 720 03	<b>2-way push-button with label-holder</b> ○ White - 1 module
5	5 725 03	● Magnesium - 1 module
10	5 720 33	<b>2-way push-button with label-holder</b> ○ White - 2 modules
10	5 725 33	● Magnesium - 2 modules
10	5 700 33	● Champagne - 2 modules
10	5 710 33	● Soft Alu - 2 modules

# Arteor™ push-buttons

## round version



Support frame and plate selection charts **p. 94-101**

Mechanisms supplied with rocker plates, to be equipped with support frames (p. 90) and plates (p. 94 to 101)

Pack	Cat.Nos	Push-buttons 6 A - 250 V~
10	5 730 00	<b>1-way push-button</b> ○ White - 1 left module
10	5 731 00	● Magnesium - 1 left module
10	5 730 54	● Soft Alu - 1 left module
10	5 730 01	<b>1-way push-button</b> ○ White - 1 middle module
10	5 731 01	● Magnesium - 1 middle module
10	5 730 55	● Soft Alu - 1 middle module
10	5 730 02	<b>1-way push-button</b> ○ White - 1 right module
10	5 731 02	● Magnesium - 1 right module
10	5 730 56	● Soft Alu - 1 right module
10	5 730 50	<b>1-way push-button with bell symbol</b> ○ White - 2 modules
10	5 731 50	● Magnesium - 2 modules
10	5 730 57	● Soft Alu - 2 modules
5	5 730 80	<b>1-way push-button with bell symbol</b> ○ White - 2 modules
5	5 731 80	● Magnesium - 2 modules
5	5 730 58	● Soft Alu - 2 modules
5	5 730 51	<b>2-way push-button</b> ○ White - 2 modules
5	5 731 51	● Magnesium - 2 modules
5	5 730 59	● Soft Alu - 2 modules
5	5 730 52	<b>2-way push-button with locator</b> Equipped with blue LED ○ White - 2 modules
5	5 731 52	● Magnesium - 2 modules
10	5 730 53	<b>2-way push-button with label-holder</b> ○ White - 2 modules
5	5 731 53	● Magnesium - 2 modules

# Arteor™ electronic switches and motion sensors



5 734 55



5 736 55



5 740 47



5 740 05



5 740 09

Support frame and plate selection charts **p. 94-101**  
Load selection charts **p. 66**

Mechanisms supplied with rocker plates, to be equipped with support frames (p. 90) and plates (p. 94 to 101)

Pack	Cat.Nos	<b>Sensitive switches - 100/240 V~</b>
1	5 720 51	<p>For controlling light sources by simply passing the hand in front of the switch (distance 5 mm) Up to 5 sensitive switches can be combined to control the same lighting circuit Supplied with LED indicator light</p> <p><b>Square version</b></p> <p> ○ White - 2 modules ● Magnesium - 2 modules</p> <p><b>Round version</b></p> <p> ○ White - 2 modules ● Magnesium - 2 modules</p>
1	5 734 55	
1	5 725 51	<p><b>Motion sensors</b></p> <p> Measurement of luminosity threshold Adjustment of luminosity threshold and time delay Max. lux and min. time delay factory pre-set Recommended fixing height: 1 m IR detection 180° Adjustable luminosity threshold: 5 to 1275 lux Installation in box min. depth 40 mm recommended 2 modules Range 8 m</p> <p><b>With neutral, 3-wire - 2000 W</b> Operates: - 2000 W incandescent and halogen lamps 230 V~ - 1000 VA ELV halogen lamps with ferromagnetic or electronic transformer - 500 VA compact fluorescent lamps - 0 to 250 W for LEDs Settings modified on the device via thumbwheel or configuration tool Cat.Nos 0 882 30 and 0 882 35 Time delay adjustable from 5 s to 30 min</p> <p> ○ White ● Magnesium ● Champagne ● Soft Alu</p> <p><b>With neutral, 3-wire - 400 W</b> Load selection charts (p. 66) Only 1 motion sensor per lighting circuit No possibility to add a push button to control also the lighting circuit Time delay adjustable from 10 s to 10 min Consumption 0.55 W on standby</p> <p>1 5 740 47 1 5 740 97 1 5 741 41 1 5 741 40</p> <p> ○ White ● Magnesium</p>
1	5 740 05	
1	5 740 55	

Pack	Cat.Nos	<b>Motion sensors (continued)</b>
1	5 740 09	<p><b>Without neutral, 2-wire</b> Load selection charts (p. 66) Possibility to put 3 motion sensors in parallel No possibility to add a push button to control also the lighting circuit Time delay adjustable from 10 s to 10 min Consumption 0.02 W on standby</p> <p> ○ White ● Magnesium</p>
1	5 740 59	
1	0 882 35	<p><b>Configuration tools for motion sensors</b></p> <p>All sensors are supplied with factory settings: - 300 lux light level threshold for surface and flush mounting sensors - 15-minute time delay and walkthrough function activated The configuration tools are used to adjust these presets and the detection sensitivity. Step programming on preset buttons Digital programming to one decimal place on the digital screen. Instant programming control Used to display the parameters of each sensor Option to store settings in the memory and to apply them to other sensors Standard preset configurations for each room type (office, hallway, etc.) according to EN 12 464</p>
1	0 882 30	
1	0 401 49	<p><b>Active power compensator</b></p> <p> Makes 2-wire electronic lighting control units without neutral compatible with all commercially-available loads (LED, compact fluorescent, ELV halogen with ferromagnetic or electronic ballast, 230 V halogen, fluorescent tube, incandescent) Consumption 0.4 W</p>



## Arteor™ dimmers

### square version



Support frame and plate selection charts **p. 94-101**

Mechanisms supplied with rocker plates, to be equipped with support frames (p. 90) and plates (p. 94 to 101)

Pack	Cat.Nos	Leading edge dimmers
		Without neutral, 2-wire
		<b>Rotary dimmer - 400 W</b>
1	5 722 13	○ White - 2 modules
1	5 727 13	● Magnesium - 2 modules
1	5 700 53	● Champagne - 2 modules
1	5 710 53	● Soft Alu - 2 modules
		<b>Rotary dimmer - 1000 W</b>
		To be installed alone in a 3 module box (or 1 gang BS) with a 3-module support frame and a 2-module plate
		For lamps:
		- 60-1000 W (230 V) - 60-500 W (127 V) for incandescent and halogen lamps
		- 60-600 VA (230 V) - 60-300 VA (127 V) for halogen lamps with electronic transformer with leading edge behaviour
		- 60-1000 VA (230 V) - 60-500 VA (127 V) for halogen lamps with ferromagnetic transformers
1	5 735 01	○ White - 2 modules
1	5 737 01	● Magnesium - 2 modules
		<b>Universal dimmers</b>
		Without neutral, 2 wires
		Push-button dimmer for all types of lamps:
		- Dimmable LEDs: 75 W
		- Dimmable compact fluorescent lamps: 75 W
		- Halogen with transformer: 400 VA
		- Fluorescent tube: 200 VA
		- Halogen 230 V and incandescent: 400 W
		Can be associated with one or several push-buttons without neon, for ON/OFF or dimming control
		Lights come on again at the same lighting level as before they were last switched off
1	5 722 39	○ White - 2 modules
1	5 727 39	● Magnesium - 2 modules
1	5 729 37	● Champagne - 2 modules
1	5 729 36	● Soft Alu - 2 modules
		<b>Dimmers 1-10 V</b>
		Push-button dimmer for ballasts 1-10 V
1	5 722 38	○ White - 2 modules
1	5 727 38	● Magnesium - 2 modules
1	5 729 39	● Champagne - 2 modules
1	5 729 38	● Soft Alu - 2 modules

## Arteor™ dimmers

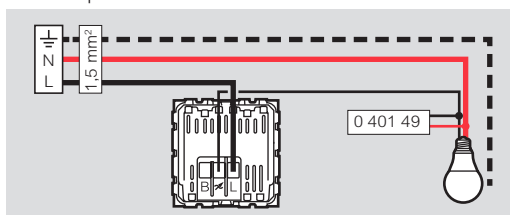
### round version



Support frame and plate selection charts **p. 94-101**

Mechanisms supplied with rocker plates, to be equipped with support frames (p. 90) and plates (p. 94 to 101)

Pack	Cat.Nos	Universal dimmers
		Without neutral, 2 wires
		Push-button dimmer for all types of lamps:
		- Dimmable LEDs: 75 W
		- Dimmable compact fluorescent lamps: 75 W
		- Halogen with transformer: 400 VA
		- Fluorescent tube: 200 VA
		- Halogen 230 V and incandescent: 400 W
		Can be associated with one or several push-buttons without neon, for ON/OFF or dimming control
		Lights come on again at the same lighting level as before they were last switched off
1	5 743 19	○ White - 2 modules
1	5 743 39	● Magnesium - 2 modules
1	5 743 10	● Soft Alu - 2 modules
		<b>Dimmers 1-10 V</b>
		Push-button dimmer for ballasts 1-10 V
1	5 743 18	○ White - 2 modules
1	5 743 38	● Magnesium - 2 modules
		<b>Active power compensator</b>
1	0 401 49	Makes 2-wire electronic lighting control units without neutral compatible with all commercially-available loads (LED, compact fluorescent, ELV halogen with ferromagnetic or electronic ballast, 230 V halogen, fluorescent tube, incandescent) Consumption 0.4 W



# Arteor™ load selection charts

## Load selection charts


	Cat.Nos	Universal							
		Leading edge				Trailing edge			
		Incandescent lamp		Halogen lamp		ELV halogen with ferromagnetic transformer		ELV halogen with electronic transformer	
	110 V~	230 V~	110 V~	230 V~	110 V~	230 V~	110 V~	230 V~	
Sensitive switches	5 720 51 5 734 55 5 725 51 5 736 55	500 W	1000 W	500 W	1000 W	250 VA	500 VA	250 VA	500 VA
Dimmers	5 722 13 5 727 13 5 700 53 5 710 53	200 W	400 W	200 W	400 W	200 VA	400 VA	-	-
	5 735 01 5 737 01	500 W	1000 W	500 W	1000 W	500 VA	1000 VA	300 VA	600 VA
	5 722 39 5 727 39 5 729 37 5 729 36 5 743 19 5 743 39 5 743 10	200 W	400 W	200 W	400 W	200 VA	400 VA	200 VA	400 VA
Motion sensors	5 740 47 5 740 97 5 741 41 5 741 40	1000 W	2000 W	1000 W	2000 W	500 VA	1000 VA	500 VA	1000 VA
	5 740 05 5 740 55	-	400 W	-	400 W	-	2000 VA	-	200 VA
	5 740 09 5 740 59	125 W	250 W	125 W	250 W	125 VA	250 VA	125 VA	250 VA

	Cat.Nos	Universal					
		Fluorescent tube		Compact fluorescent lamp		LED	
		110 V~	230 V~	110 V~	230 V~	110 V~	230 V~
Sensitive switches	5 720 51 5 734 55 5 725 51 5 736 55	250 VA	500 VA	250 VA	500 VA	250 VA	500 VA
Dimmers	5 722 39 5 727 39 5 729 37 5 729 36 5 743 19 5 743 39 5 743 10	100 VA	200 VA	Dimmable 37 W 10 lamps max	Dimmable 75 W 10 lamps max	Dimmable 37 W 10 lamps max	Dimmable 75 W 10 lamps max
Motion sensors	5 740 47 5 740 97 5 741 41 5 741 40	300 W	720 W	250 VA	500 VA	250 VA	500 VA
	5 740 05 5 740 55	-	150 VA	-	50 W	-	50 W
	5 740 09 5 740 59	125 VA	250 VA	50 W	100 W	50 W	100 W

	Cat.Nos	Ballasts 1-10 V		Reducer motor for shutters	
		110 V~	230 V~	110 V~	230 V~
Sensitive switches	5 720 51 5 734 55 5 725 51 5 736 55	-	-	50 VA	100 VA
Dimmers	5 722 38 5 727 38 5 729 39 5 729 38 5 743 18 5 743 38	300 VA 40 mA	600 VA 40 mA	-	-

# Arteor™

## visual indication



Support frame and plate selection charts **p. 94-101**

Mechanisms supplied with square rocker plates, to be equipped with support frames (p. 90) and plates (p. 94 to 101)

Pack	Cat.Nos	Skirting lights	Pack	Cat.Nos	Reading lights				
1	5 722 21	<p>For installation close to obstacles 2 modules</p> <p><b>Standard</b> With LED 230 V~ - 0.2 or 1 W</p> <ul style="list-style-type: none"> <li><input type="radio"/> White</li> <li><input type="radio"/> Magnesium</li> <li><input type="radio"/> Champagne</li> <li><input type="radio"/> Soft Alu</li> </ul> <p><b>With motion detector 100-240 V~</b> With IR detection cell and LED When a person passes, the mechanism detects the presence and lights the obstacle The function is equipped with an audible signal that can be disengaged</p> <ul style="list-style-type: none"> <li><input type="radio"/> White</li> <li><input type="radio"/> Magnesium</li> <li><input type="radio"/> Champagne</li> <li><input type="radio"/> Soft Alu</li> </ul> <p><b>Self-contained plug-in lights</b> 230 V~ power supply In the event of a mains failure, the lamp lights up automatically When removed from its socket, the lamp lights up automatically and can be used as a torch (with O/I button) Lamp can be removed simply by pushing Standby power: 24 hrs in use</p> <ul style="list-style-type: none"> <li><input type="radio"/> White</li> <li><input type="radio"/> Magnesium</li> </ul>	1	5 722 21	<p>Fitted with maintenance-free LEDs LED colours: 3000 K (neutral white) 230 V~ power supply - energy class A Screw terminals For installation in the bedhead Offers directional lighting Equipped with a flexible cable so the head can swivel Built-in dimmer Consumption 3.3 W Luminous flux 110 lumen (equivalent to 15 W incandescent) Service life 40000 hours For installation in box depth 40 mm min. 2 modules</p> <p><b>Square version</b></p> <ul style="list-style-type: none"> <li><input type="radio"/> White</li> <li><input type="radio"/> Magnesium</li> </ul> <p><b>Round version</b></p> <ul style="list-style-type: none"> <li><input type="radio"/> White</li> <li><input type="radio"/> Magnesium</li> </ul>				
1	5 740 82		1	5 727 57					
1	5 740 83		1	5 727 57					
1	5 740 80		1	5 727 56					
1	5 722 26	<p>10</p>	5 724 52	<p><b>Illuminated lighting unit</b></p> <p>230 V~ - 1 W Supplied with 4 coloured labels 1 module</p> <ul style="list-style-type: none"> <li><input type="radio"/> White</li> </ul>	1	5 722 34	<p>10</p>	5 724 53	<p><b>Overdoor lighting units</b></p> <p>Supplied with diffusers and LED 2 modules</p> <ul style="list-style-type: none"> <li><input type="radio"/> White with red diffuser</li> <li><input type="radio"/> White with white diffuser</li> </ul>
1	5 727 26		10	5 722 23	10	5 724 55			
1	5 729 45		10	5 722 23	10	5 724 57			
1	5 729 44		10	5 724 54	10	5 724 54			
1	5 722 34	<p><b>Lamps</b></p> <p><b>For locator switch</b> LED 230 V - blue</p> <p><b>For indicator switch</b> LED 230 V - red LED 24 V - red LED 12 V - red</p>	1	5 722 56	10	5 724 56			
1	5 727 34		10	5 724 55	10	5 724 55			
			10	5 724 57	10	5 724 57			
			10	5 724 54	10	5 724 54			



Support frame and plate selection charts **p. 94-101**

Mechanisms supplied with square rocker plates, to be equipped with support frames (p. 90) and plates (p. 94 to 101)

Pack	Cat.Nos	<b>Smarter connected thermostat</b>
		Allows you to adjust and monitor the temperature in the rooms precisely and accurately; all the programming and most of the functions are performed simply and intuitively using the dedicated APP. Thanks to its Wi-Fi connection, Smarter can be programmed and controlled remotely; it can also display the temperature and humidity measured in the room. The temperature level can be set locally for manual operation and the Boost mode can be activated. The Boost forces the switching on of the system for a limited time (30, 60 or 90 minutes) independent of the measured and programmed temperature
		- 100 - 240 V~, 50/60 Hz power supply; - 2 W max absorption - maximum cable section 1 x 1.5 mm <sup>2</sup> - temperature measurement 5 - 40 °C - temperature set-point 5 - 40 °C - increase of 0.5 °C - 1-contact output in switching free of potential 5(2)A
1	0 490 36	Flush-mounting
1	0 490 37	Surface-mounting

Pack	Cat.Nos	<b>Thermostats</b>
		<b>Electronic room thermostat</b> Control knob with index and adjustable segments for min. and max. settings Adjustable range from 5 °C to 30 °C (+/- 0.5 °C) Power supply: 230 V~ - 50/60 Hz One potential free changeover contact output Suitable for controlling heated ceilings and underfloor heating
		- LV use breaking capacity: 8 A - 250 V~ - resistive inductive circuit 2 A - 250 V~ - inductive circuit - ELV use breaking capacity: 12 to 48 V~ - 12 to 24 V=, from 1 mA min. to 500 mA max.
		2 modules
1	5 722 03	○ White
1	5 727 03	● Magnesium
1	5 727 06	● Champagne
1	5 727 05	● Soft Alu
		<b>Thermostat for electric floor heating</b> With one potential free N/O contact and LED 16 A - 230 V~ Adjustable range from 7 °C to 40 °C
		2 modules
1	5 722 63	○ White
1	5 727 63	● Magnesium
1	5 727 08	● Champagne
1	5 727 07	● Soft Alu

Pack	Cat.Nos	<b>Fan controllers</b>
		2 modules
		<b>AC speed control - 4 positions</b>
		○ White
		● Magnesium
		● Champagne
		● Soft Alu
1	5 722 17	
1	5 727 17	
1	5 727 87	
1	5 727 86	
		<b>Rotary speed controller for fan</b> Operates 40 to 400 VA limit switch For progressive speed control of ceiling fan
		○ White
		● Magnesium
		● Champagne
		● Soft Alu
1	5 722 18	
1	5 727 18	
1	5 727 97	
1	5 727 96	
		<b>Fan step regulator - 100 W</b>
		○ White
		● Magnesium
		● Champagne
		● Soft Alu
5	5 722 15	
5	5 727 15	
5	5 727 99	
5	5 727 98	
		<b>Curtain switches</b>
		1 module
		<b>Curtain switch centre off</b>
		○ White
		● Magnesium
		● Champagne
		● Soft Alu
5	5 722 02	
5	5 727 02	
5	5 700 52	
5	5 710 52	
		<b>Curtain switch centre retract</b>
		○ White
		● Magnesium
		● Champagne
		● Soft Alu
5	5 722 01	
5	5 727 01	
5	5 727 55	
5	5 727 54	
		<b>Electric roller blind controllers - 250 V~</b>
		<b>For control via automatic box (N/O mechanism)</b> Double push-button - 10 A 2 modules
		○ White
		● Magnesium
		● Champagne
		● Soft Alu
10	5 722 19	
10	5 727 19	
10	5 729 43	
10	5 729 42	
		<b>For direct control of a motor (mechanism with fixed positions)</b> Double push-button - 10 A 2 modules
		○ White
		● Magnesium
		● Champagne
		● Soft Alu
10	5 722 20	
10	5 727 20	
10	5 700 54	
10	5 710 54	



Products to be submitted to local tests to ensure a perfect functioning  
Please contact your local agency

# Arteor™

## RCBO and MCB



5 723 60





5 723 61



Support frame and plate selection charts **p. 94-101**

Mechanisms supplied with square rocker plates, to be equipped with support frames (p. 90) and plates (p. 94 to 101)

Pack	Cat.Nos	RCBO - 16 A - 230 V~
1	5 723 60	<p>Single pole + Neutral - 30 mA - 2 modules                      The RCBO is used to protect people (premises with a conductive floor, presence of water, etc...) against direct contact with live parts or leakages to earth                      With test button                      ○ White</p> 
1	5 723 61	<p><b>Thermal magnetic proximity MCB</b>                      Single pole + Neutral - 230 V~ - 16 A                      Used for local protection of part in a circuit (e.g. 2P+E socket) against overloads and short-circuits                      Main protection being close to the user plus discriminating allows immediate reset                      Can also be used as a local consumption limiter (depending on its rating)                      Breaking capacity: 3000 A - 2 modules                      ○ White</p> 

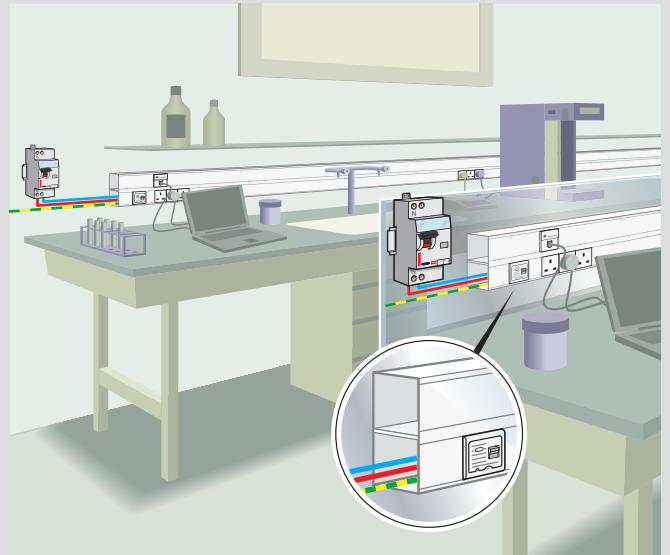
# Arteor™

## proximity MCBs

### Example of use of an RCBO

For use in addition to a DIN rail mounting RCBO  
 In the event of a fault, allows the user to reset the RCBO locally (on the work surface), without interrupting service to another group of sockets

- 30 mA sensitivity ensures the safety of persons



### Selectivity

Downstream MCBs	RCBOs or upstream MCBs	DX <sup>3</sup> <del>4500</del> - 6 kA / DX <sup>3</sup> 6000 - 10 kA DX <sup>3</sup> <del>10000</del> - 16 kA / Ph + N, 1P, 2P, 3P, 4P curve C						
		16 A	20 A	25 A	32 A	40 A	50 A	63 A
Arteor 1P+N MCB and RCBO	10 A	120	150	187	240	300	375	472
	16 A	-	150	187	240	300	375	472

Downstream MCBs	RCBOs or upstream MCBs	DX <sup>3</sup> <del>10000</del> - 16 kA (80 to 125 A) DX <sup>3</sup> 25 kA, 36 kA, 50 kA curve C									
		16 A	20 A	25 A	32 A	40 A	50 A	63 A	80 A	100 A	125 A
Arteor 1P+N MCB and RCBO	10 A	120	150	210	500	700	1000	1800	3000	5000	T
	16 A		150	187	300	500	700	1300	2000	3600	5500



Support frame and plate selection charts **p. 94-101**

Mechanisms supplied with rocker plates, to be equipped with support frames (p. 90) and plates (p. 94 to 101)

Pack	Cat.Nos	USB Type-A chargers
		For recharging portable devices Conform to IEC 60950 Consumption in passive mode < 0.07 W 2P+E tap-off connection via 2 x 2.5 mm <sup>2</sup> screw terminals Supplied without cord
		<b>Double USB sockets - 5 V<sub>DC</sub> - 2.4 A - 12 W</b> For fast charging of smartphones and tablet PC 2 modules
5	5 720 78 <sup>1</sup>	<ul style="list-style-type: none"> <li>○ White</li> <li>● Magnesium</li> <li>● Champagne</li> <li>● Soft Alu</li> </ul>
1	5 725 78 <sup>1</sup>	
1	5 710 76 <sup>1</sup>	
1	5 700 76 <sup>1</sup>	
		<b>Single USB sockets - 5 V<sub>DC</sub> - 1.1 A - 5.5 W</b> For Smartphone or Powerbank 1 module
10	5 720 71	<ul style="list-style-type: none"> <li>○ White</li> <li>● Magnesium</li> <li>● Champagne</li> <li>● Soft Alu</li> </ul>
10	5 725 71	
10	5 710 75	
10	5 700 75	
		<b>USB Type-C chargers</b>
		Used for charging the battery of a portable device without a mobile charger with USB Type-C plug Standby consumption < 0.07 W Conform to IEC 60950 Supplied without cord
		<b>1 USB Type-A + 1 USB Type-C - 230 V - 5 V<sub>DC</sub> - 3 A - 15 W</b> 2 modules
1	5 720 77	<ul style="list-style-type: none"> <li>○ White</li> <li>● Magnesium</li> <li>● Champagne</li> <li>● Soft Alu</li> </ul>
1	5 725 77	
1	5 710 77	
1	5 700 77	
		<b>2 USB Type-C - 230 V - 5 V<sub>DC</sub> - 3 A - 15 W</b> 2 modules
1	5 720 72	<ul style="list-style-type: none"> <li>○ White</li> <li>● Magnesium</li> <li>● Champagne</li> <li>● Soft Alu</li> </ul>
1	5 725 72	
1	5 710 78	
1	5 700 78	
		<b>1 USB Type-C - 230 V - 5 V<sub>DC</sub> - 1.5 A - 7.5 W</b> 1 module
10	5 724 84	<ul style="list-style-type: none"> <li>○ White</li> <li>● Magnesium</li> <li>● Champagne</li> <li>● Soft Alu</li> </ul>
10	5 733 94	
10	5 710 79	
10	5 700 79	

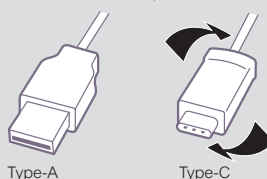
1: Can be installed in receptacles for floor sockets p. 93

Floor sockets see **p. 93**



## Type-C connector characteristics

USB Type-C : new miniaturised version of the traditional USB connector (Type-A)



Reversible : simplified connection.  
For fast charging of devices and high-speed Data, Audio and Video transfers

## USB Type-C standardisation


The European Commission and major manufacturers of multimedia devices (smartphones, tablets and laptops) have signed an M.o.U. (memorandum of understanding) aiming to standardise equipment and use of Type-C connectors.

7 leading manufacturers are signatories to the agreement guaranteeing compatibility of their devices with USB Type-C chargers: Samsung, Apple, LG, Google, Sony, Motorola, Lenovo.

- Standardisation :
- simplifies connection for users
  - optimises charging performance and ensures compatibility
  - restricts the need for multiple mobile chargers

## Multipurpose cord

The USB Type-C connector aims to replace several connectors so users have a truly multipurpose cord.



## Why install a USB Type-C charger ?

- Latest generation smartphones and tablets are natively equipped with a Type-C port
- As the Type-C connector becomes the universal port, the Type-C cord will enable a multitude of applications (charging and data transfer)
- Delivers up to 15 W to optimise charging
- Environmentally friendly: standby power consumption of 0.07 W Level VI on the TUV scale (highest level)

# Arteor™

## wireless power chargers



0 775 80 supplied with sticker

0 775 99

5 720 76

Wireless power chargers for fast charging of a smartphone with a Qi receiver

Power supply standby mode consumption < 0.07%  
 Conform to the Qi WPC standard (Wireless Power Consortium): certified for professional Qi 1.2.3 projects  
 Conform to EN 62479 standard (EMF emissions)  
 Conform to ICNIRP specifications (health protection)  
 Do not interfere with other wireless signals (Zigbee, TNT, GSM, 4G, etc)

Pack	Cat.Nos	Qi wireless chargers - for integration into furniture
1	0 775 80	5 W - IP 44 / IK 08 charger
1	0 776 00L	15 W - IP 44 / IK 08 charger

APRIL 2020

1	0 775 99	<b>Flush-mounted wireless chargers - for public areas</b> 1 A - 5 V/5 W wireless charger. Specially designed for public buildings, passageways or transit areas, swimming pools, etc. IK 08 - IP 66 - Class II SELV Comes with 2 induction antennae for fast smartphone charging. Recognition area: 50 x 80 mm Plate at an angle of 10° with non-slip coating to hold the terminal safely in place during charging Screws onto flush-mounting box with 60 mm fixing centres, min. depth 40 mm, French, German or British standard. Can also be fixed in at 4 points. Can be mounted on rectangular boxes and outdoors 110/230 VA Phase + Neutral power supply Mechanism supplied with cover plate, attached with 2 Torx screws at the side ● Aluminium colour Dimensions: 141 x 95 x 51 mm 2 x 2.5 mm <sup>2</sup> terminals
---	----------	--

1	5 720 76	<b>Wireless charger + Type-A USB - Arteor version</b> 1 A - 5 V/5 W charger with one 2.4 A/12 W USB port to power a second device Specially designed for work areas For installation in flush-mounting box, surface mounting box, workstation kit, column module, multi-outlet extension for offices, etc To be fitted with a support and a plate depending on the selection of the wiring accessories ranges Comes with 2 induction antennae for fast intuitive smartphone charging. Recognition area: 50 x 80 mm Plate at an angle of 10° with non-slip coating to hold the terminal safely in place during charging Dimensions: 136.5 x 70 x 56.5 mm Anti-theft lock function Suitable for horizontal multi-gang mounting Metallic finishing plate 2 x 2.5 mm <sup>2</sup> terminals
---	----------	--

# Arteor™

## wireless power chargers

### Wireless power charging

#### A Legrand innovation for easy charging

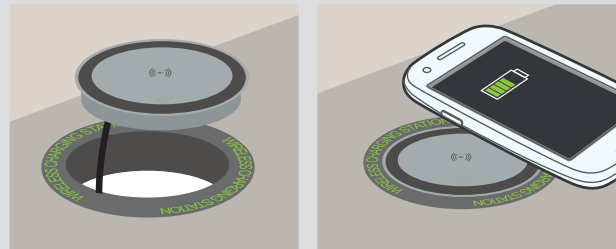
Using wireless energy transfer  
 No need for cords and connectors

#### An open international standard: Qi

Wireless Power Consortium: 750 members, ensuring interoperability with induction-compatible phones  
 Qi: global standard adopted by vehicle manufacturers and cafés/hotels/restaurants  
 Products certified for professional Qi 1.2.3 projects

### Ergonomically designed to suit different environments

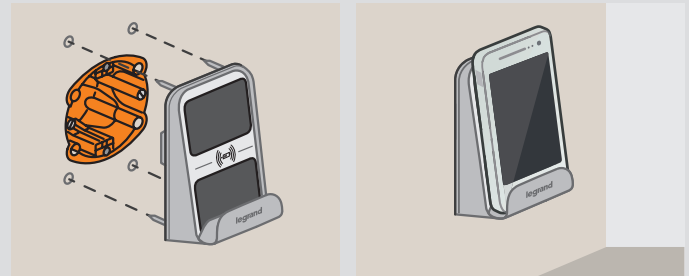
#### Horizontal charging on furniture



Insertion in an 80 mm diameter cut-out / Fixed into furniture  
 External power supply with 2.5 m cord

#### Vertical charging on a wall in public areas (semi-flush-mounted)

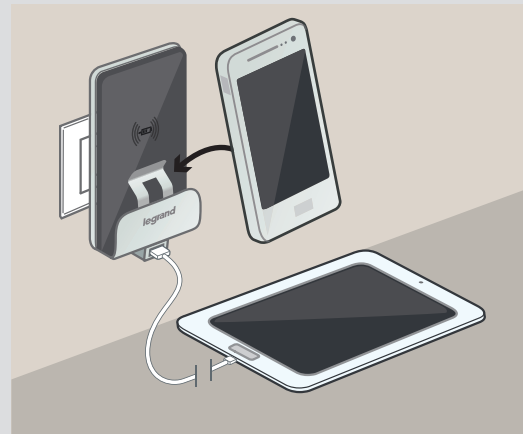
Ideal for indoor or outdoor locations



Excellent resistance to impacts (IK 08) and adverse weather conditions (IP 66)  
 Can be fixed directly on the flush-mounting box or for extra strength drilled with anchor bolts

#### Charging in Arteor environment

With induction and 2.4 A / 12 W USB Type-A socket



## Arteor™

lighting control, emergency push-buttons



5 720 55



5 723 63

Support frame and plate selection charts **p. 94-101**

Mechanisms supplied with rocker plates, to be equipped with support frames (p. 90) and plates (p. 94 to 101)

Pack	Cat.Nos	Time delay switches
		Interference suppression conforming to standard EN 55022 For timer control of a circuit with the following loads: - 1000 W incandescent and halogen 230 V~ - 2300 W resistive (heating) - 400 VA fluorescent and ELV halogen Adjustable from 25 s to 15 min It is possible to install a number of timer switches in parallel on the same circuit With integrated LED 2-wire installation in box min. depth 40 mm 2 modules
1	5 720 55	○ White
1	5 740 84	● Magnesium
1	5 741 38	● Champagne
1	5 741 37	● Soft Alu

Pack	Cat.Nos	Single pole latching relays 10 A - 250 V~
		Used to bring functions with low breaking capacity close to the application Resistive: 3000 W Incandescent: 1800 W LV halogen: 1800 W Fluorescent: 400 VA Motors (roller blind type): 530 W 2 modules
1	5 722 27	○ White
1	5 727 27	● Magnesium
1	5 729 47	● Champagne
1	5 729 46	● Soft Alu


Pack	Cat.Nos	Emergency stop mushroom head push-buttons 10 A - 250 V~
		N/O + N/C 2 modules
		<b>With key</b> Unlock with RONIS key no. 601
1	5 723 63	● Yellow/red
		<b>1/4 turn</b> 1/4 turn unlocking
1	5 723 62	● Yellow/red

## Arteor™

double pole switches, cooker control unit



5 720 87



5 720 88

Support frame and plate selection charts **p. 94-101**

Mechanisms supplied with rocker plates, to be equipped with plate (p. 90) Support frame not needed

Pack	Cat.Nos	Double pole switches 40 A - 250 V~
		Conform to EN 60669-1: 2000 and SANS 164-1 Captive terminal screws For flush-mounting box to be min. 48 mm deep Use US plate 4" x 4" - 2 modules
5	5 720 81	
5	5 725 81	
5	5 721 95	
5	5 721 94	

### Double pole switch

- White
- Magnesium
- Champagne
- Soft Alu

Pack	Cat.Nos	Double pole switch + neon
5	5 720 82	
5	5 725 82	
5	5 721 97	
5	5 721 96	

### Double pole switch + neon

- White
- Magnesium
- Champagne
- Soft Alu

Pack	Cat.Nos	Double pole switches 45 A - 250 V~
		Conform to EN 60669-1: 2000 Captive terminal screws For flush-mounting box to be min. 48 mm deep
5	5 720 80	
5	5 725 80	
5	5 724 92	
5	5 724 85	

### Double pole switch + neon - 2 gang

- White
- Magnesium
- Champagne
- Soft Alu

Pack	Cat.Nos	Double pole switch + neon - 1 gang
5	5 720 87	
5	5 725 87	
5	5 721 99	
5	5 721 98	

### Double pole switch + neon - 1 gang

- White
- Magnesium
- Champagne
- Soft Alu

Pack	Cat.Nos	Cooker control unit 250 V~
		Conform to BS 4177: 1992 45 A double pole switch + 13 A double pole switched socket outlet Use special plate Cat. No 5 751 50
5	5 720 88	○ White

### Cooker control unit 250 V~



# Arteor™


## British standard socket outlets



5 721 43



5 710 48



5 721 49



5 726 50

Plate selection charts p. 94-95

Mechanisms supplied with rocker plates, to be equipped with special plates (p. 94-95)  
Support frame not needed

Pack	Cat.Nos	Single pole socket outlets 13 A - 250 V~
		Shuttered for child safety ASTA licence Conform to BS 1363 Part 2 Use special plates (p. 94-95)
		<b>2P+E switched - 1 gang</b>
10	5 721 43	○ White
10	5 726 43	● Magnesium
10	5 700 48	● Champagne
10	5 710 48	● Soft Alu
		<b>2P+E switched + neon - 1 gang</b>
10	5 721 44	○ White
10	5 726 44	● Magnesium
10	5 724 45	● Champagne
10	5 724 44	● Soft Alu
		<b>2P+E switched - 2 gang</b>
5	5 721 45	○ White
5	5 726 45	● Magnesium
5	5 700 49	● Champagne
5	5 710 49	● Soft Alu
		<b>2P+E switched + neon - 2 gang</b>
5	5 721 46	○ White
5	5 726 46	● Magnesium
5	5 724 47	● Champagne
5	5 724 46	● Soft Alu

Pack	Cat.Nos	Double pole socket outlets 13 A - 250 V~
		Shuttered for child safety ASTA licence Conform to BS 1363 Part 2 Use special plates (p. 94-95)
		<b>2P+E switched - 1 gang</b>
5	5 721 47	○ White
5	5 726 47	● Magnesium
5	5 724 49	● Champagne
5	5 724 48	● Soft Alu
		<b>2P+E switched - 2 gang</b>
5	5 721 49	○ White
5	5 726 49	● Magnesium
5	5 710 70	● Champagne
5	5 700 70	● Soft Alu
5	5 721 41	● Red for standard and clean earth applications Non standard pin configuration

Pack	Cat.Nos	Double pole socket outlets 5 A - 250 V~
		Shuttered for child safety Conform to BS 546 Use special plates (p. 94-95)
		<b>2P+E switched - 1 gang</b>
10	5 721 40	○ White
10	5 726 40	● Magnesium
10	5 727 58	● Champagne
10	5 727 21	● Soft Alu
		<b>Fused connection units</b>
		Double pole fused 13 A (fuse supplied) Flex outlet knockout and cord grip Captive fuse carrier (padlockable) Captive terminal screws Conform to BS 1363: part 4 Use special plates (p. 94-95)
		<b>Switched</b>
5	5 721 50	○ White
5	5 726 50	● Magnesium
5	5 726 75	● Champagne
5	5 726 74	● Soft Alu
		<b>Switched + neon</b>
5	5 721 51	○ White
5	5 726 51	● Magnesium
5	5 726 77	● Champagne
5	5 726 76	● Soft Alu
		<b>Unswitched</b>
10	5 721 57	○ White
10	5 726 57	● Magnesium
10	5 726 79	● Champagne
10	5 726 78	● Soft Alu



5 721 56 + 5 751 11



5 726 29 + 5 751 12











5 726 58



5 721 42 + 5 751 17

Mechanisms supplied with rocker plates, to be equipped with special plates  
Support frame not needed

Pack	Cat.Nos	British standard socket outlets - 13 A - 250 V~ with USB charger
		Conform to BS 1363-2
		<b>1 gang single pole switched</b> <b>USB Type-A 2.4 A - 5 V<sub>DC</sub> - 12 W</b> Consumption in passive mode < 0.08 W
1	5 721 56	 ○ White
1	5 726 56	● Magnesium
1	5 710 80	● Champagne
1	5 700 80	● Soft Alu
		<b>1 gang single pole switched</b> <b>USB Type-C 3 A - 5 V<sub>DC</sub> - 15 W</b> Consumption in passive mode < 0.08 W
1	5 721 29	 ○ White
1	5 726 29	● Magnesium
1	5 722 29	● Champagne
1	5 722 49	● Soft Alu
		<b>1 gang single pole unswitched</b> <b>USB Type-A 2.4 A - 5 V<sub>DC</sub> - 12 W</b> Consumption in passive mode < 0.08 W
1	5 721 58	 ○ White
1	5 726 58	● Magnesium
1	5 710 82	● Champagne
1	5 700 82	● Soft Alu
		<b>1 gang single pole unswitched</b> <b>USB Type-C 3 A - 5 V<sub>DC</sub> - 15 W</b> Consumption in passive mode < 0.08 W
1	5 721 27	 ○ White
1	5 726 27	● Magnesium
1	5 722 28	● Champagne
1	5 722 58	● Soft Alu
		<b>2 gang single pole switched</b> <b>USB Type-A + Type-C 3 A - 5 V<sub>DC</sub> - 15 W</b> Consumption in passive mode < 0.08 W
1	5 721 42	 ○ White
1	5 726 42	● Magnesium
1	5 710 81	● Champagne
1	5 700 81	● Soft Alu

Pack	Cat.Nos	Plates for British standard socket outlets - 13 A - 250 V~ with USB charger
		<b>For 1 gang single pole switched</b>
5	5 751 11	 ○ White
5	5 751 34	● Soft Alu
5	5 751 33	● Graphite
5	5 751 35	● Magnesium
5	5 751 36	● Champagne
5	5 751 37	● Dark Bronze
1	5 751 12	● Brushed Metal - Stainless Steel
		<b>For 1 gang single pole unswitched</b>
5	5 751 13	 ○ White
5	5 751 89	● Soft Alu
5	5 751 88	● Graphite
5	5 751 93	● Magnesium
5	5 751 94	● Champagne
5	5 751 95	● Dark Bronze
1	5 751 14	● Brushed Metal - Stainless Steel
		<b>For 2 gang single pole switched</b>
5	5 751 17	 ○ White
5	5 751 52	● Soft Alu
5	5 751 51	● Graphite
5	5 751 53	● Magnesium
5	5 751 54	● Champagne
5	5 751 55	● Dark Bronze
1	5 751 18	● Brushed Metal - Stainless Steel



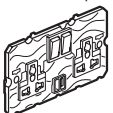




5 721 38 + 5 751 10



5 721 39 + 5 751 70

Mechanisms supplied with rocker plates, to be equipped with special plates  
Support frame not needed

Pack	Cat.Nos	<b>Multistandard switched socket outlets 16 A - 250 V<sub>~</sub> / 15 A - 127 V<sub>~</sub> with USB charger</b>
		Shuttered for child safety
		<b>2P+E - 1 gang</b> <b>USB Type-A 2.4 A - 5 V<sub>DC</sub> - 12 W</b> Consumption in passive mode < 0.08 W
1	5 721 38	 <ul style="list-style-type: none"> <li>○ White</li> <li>● Magnesium</li> <li>● Champagne</li> <li>● Soft Alu</li> </ul>
1	5 726 38	
1	5 710 83	
1	5 700 83	
		<b>2P+E - 1 gang</b> <b>USB Type-C 3 A - 5 V<sub>DC</sub> - 15 W</b> Consumption in passive mode < 0.08 W
1	5 721 62	 <ul style="list-style-type: none"> <li>○ White</li> <li>● Magnesium</li> <li>● Champagne</li> <li>● Soft Alu</li> </ul>
1	5 726 62	
1	5 722 62	
1	5 722 64	
		<b>2 x 2P+E - 2 gang</b> <b>USB Type-A + Type-C 3 A - 5 V<sub>DC</sub> - 15 W</b> Consumption in passive mode < 0.08 W
1	5 721 39	 <ul style="list-style-type: none"> <li>○ White</li> <li>● Magnesium</li> <li>● Champagne</li> <li>● Soft Alu</li> </ul>
1	5 726 39	
1	5 710 84	
1	5 700 84	

Pack	Cat.Nos	<b>Special plates for Arteor multistandard socket outlets with USB charger</b>
		<b>For 1 gang switched mechanism</b>
5	5 751 10	 <ul style="list-style-type: none"> <li>○ Neutral - White</li> <li>● Soft Alu</li> <li>● Graphite</li> <li>● Magnesium</li> <li>● Champagne</li> <li>● Dark Bronze</li> <li>● Brushed Metal - Stainless Steel</li> </ul>
5	5 751 44	
5	5 751 43	
5	5 751 45	
5	5 751 46	
5	5 751 47	
1	5 751 16	
		<b>For 2 gang switched mechanism</b>
5	5 751 70	 <ul style="list-style-type: none"> <li>○ Neutral - White</li> <li>● Soft Alu</li> <li>● Graphite</li> <li>● Magnesium</li> <li>● Champagne</li> <li>● Dark Bronze</li> <li>● Brushed Metal - Stainless Steel</li> </ul>
5	5 751 72	
5	5 751 71	
5	5 751 73	
5	5 751 74	
5	5 751 75	
1	5 751 76	



 Support frame and plate selection charts **p. 94-101**

Mechanisms supplied with rocker plates, to be equipped with support frames (p. 90) and plates (p. 94 to 101)

Pack	Cat.Nos	Multistandard socket outlets
10	5 721 23	<b>2P+E unswitched - shuttered for child safety - 2 modules</b> <ul style="list-style-type: none"> <li>○ White</li> <li>● Magnesium</li> <li>● Champagne</li> <li>● Soft Alu</li> </ul>
10	5 726 23	
10	5 700 42	
10	5 710 42	
5	5 721 35	<b>2P+E unswitched - shuttered for child safety - 3 modules</b> <ul style="list-style-type: none"> <li>○ White</li> <li>● Magnesium</li> <li>● Champagne</li> <li>● Soft Alu</li> </ul>
5	5 726 35	
5	5 724 42	
5	5 724 41	

Pack	Cat.Nos	British standard socket outlets
		Shuttered for child safety ASTA licence Conform to BS 1363 Part 2 Use special plates (p. 94-95)
5	5 721 32	<b>2P+E switched - 15 A</b> Conform to BS 546 3 modules <ul style="list-style-type: none"> <li>○ White</li> <li>● Magnesium</li> <li>● Champagne</li> <li>● Soft Alu</li> </ul>
5	5 726 32	
5	5 700 45	
5	5 710 45	
10	5 721 11	<b>2P+E - 13 A</b> Conform to BS 1363 Part 2 ASTA licence 2 modules <ul style="list-style-type: none"> <li>○ White</li> <li>● Magnesium</li> <li>● Champagne</li> <li>● Soft Alu</li> <li>● Red</li> </ul>
10	5 726 11	
10	5 700 38	
10	5 710 38	
10	5 726 41	
5	5 721 30	<b>2P+E switched - 13 A</b> Conform to BS 1363 Part 2 ASTA licence 3 modules <ul style="list-style-type: none"> <li>○ White</li> <li>● Magnesium</li> <li>● Champagne</li> <li>● Soft Alu</li> <li>● Red dedicated non standard pin</li> </ul>
5	5 726 30	
5	5 700 44	
5	5 710 44	
5	5 724 67	
10	5 721 10	<b>2P+E - 5 A</b> Conform to BS 546 2 modules <ul style="list-style-type: none"> <li>○ White</li> <li>● Magnesium</li> <li>● Champagne</li> <li>● Soft Alu</li> </ul>
10	5 726 10	
10	5 710 71	
10	5 700 71	

Pack	Cat.Nos	German standard socket outlets 16 A
		2 modules
10	5 721 18 <sup>1</sup>	<b>2P+E shuttered for child safety</b> <ul style="list-style-type: none"> <li>○ White</li> <li>● Magnesium</li> <li>● Champagne</li> <li>● Soft Alu</li> <li>● Red tamper-proof</li> <li>● Dedicated green</li> <li>● Dedicated orange</li> </ul>
10	5 726 18 <sup>1</sup>	
10	5 700 41 <sup>1</sup>	
10	5 710 41 <sup>1</sup>	
10	5 724 63 <sup>1</sup>	
10	5 724 62 <sup>1</sup>	
10	5 724 60 <sup>1</sup>	
10	5 721 19	<b>2P+E with cover</b> <ul style="list-style-type: none"> <li>○ White</li> <li>● Magnesium</li> </ul>
10	5 726 19	

Pack	Cat.Nos	Euro-US type socket outlets - 15 A -127 V / 16 A - 250 V
10	5 721 04	<b>2P with shutters - 1 module</b> <ul style="list-style-type: none"> <li>○ White</li> <li>● Magnesium</li> <li>● Champagne</li> <li>● Soft Alu</li> </ul>
10	5 726 04	
10	5 700 37	
10	5 710 37	
10	5 721 16 <sup>1</sup>	<b>2P+E with shutters - 2 modules</b> <ul style="list-style-type: none"> <li>○ White</li> <li>● Magnesium</li> <li>● Champagne</li> <li>● Soft Alu</li> </ul>
10	5 726 16 <sup>1</sup>	
10	5 700 39 <sup>1</sup>	
10	5 710 39 <sup>1</sup>	
5	5 721 33	<b>2 x 2P+E with shutters - 3 modules</b> <ul style="list-style-type: none"> <li>○ White</li> <li>● Magnesium</li> <li>● Champagne</li> <li>● Soft Alu</li> </ul>
5	5 726 33	
5	5 700 46	
5	5 710 46	

Pack	Cat.Nos	American type socket outlets 15 A - 127 V
10	5 721 05	<b>2P - 1 module</b> <ul style="list-style-type: none"> <li>○ White</li> <li>● Magnesium</li> <li>● Champagne</li> <li>● Soft Alu</li> </ul>
10	5 726 05	
10	5 710 72	
10	5 700 72	
10	5 721 17	<b>2P+E - 2 modules</b> <ul style="list-style-type: none"> <li>○ White</li> <li>● Magnesium</li> <li>● Champagne</li> <li>● Soft Alu</li> </ul>
10	5 726 17	
10	5 700 40	
10	5 710 40	
5	5 721 34	<b>2 x 2P+E - 3 modules</b> <ul style="list-style-type: none"> <li>○ White</li> <li>● Magnesium</li> <li>● Champagne</li> <li>● Soft Alu</li> </ul>
5	5 726 34	
5	5 700 47	
5	5 710 47	

1: Can be installed in receptacles for floor sockets p. 93



# Arteor™

## international socket outlets (continued)



5 725 66


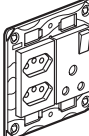


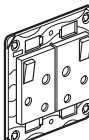


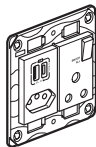

5 720 70 + 5 753 00



5 721 00

Support frame and plate selection charts p. 94-101

Pack	Cat.Nos	South African type socket outlets - 16 A
		<b>2P+E unswitched - 1 module</b> Conform to SANS 164-2 Mechanisms supplied with rocker plates, to be equipped with support frames (p. 90) and plates (p. 94 to 101)
10	5 721 36	 <ul style="list-style-type: none"> <li>○ White</li> <li>● Magnesium</li> <li>● Champagne</li> <li>● Soft Alu</li> </ul>
10	5 726 36	
10	5 726 48	
10	5 721 48	
		<b>2 new RSA socket outlets (164-2) and 1 old RSA switched socket outlet (164-1)</b> Prewired, monobloc, 4x4 Supplied with support frame and rocker plate, to be equipped with 2x3 modules plate
1	5 720 66	 <ul style="list-style-type: none"> <li>○ White</li> <li>● Magnesium</li> <li>● Champagne</li> <li>● Soft Alu</li> </ul>
1	5 725 66	
1	5 710 92	
1	5 700 90	
		<b>2P+E - shuttered for child safety - 2 modules</b> Mechanisms supplied with rocker plates, to be equipped with support frames (p. 90) and plates (p. 94 to 101)
10	5 721 22	 <ul style="list-style-type: none"> <li>○ White</li> <li>● Magnesium</li> <li>● Champagne</li> <li>● Soft Alu</li> <li>● Red</li> </ul>
10	5 726 22	
10	5 724 26	
10	5 724 25	
10	5 724 61	
		<b>2P+E switched - shuttered for child safety - 3 modules</b> Mechanisms supplied with rocker plates, to be equipped with support frames (p. 90) and plates (p. 94 to 101)
5	5 721 32	 <ul style="list-style-type: none"> <li>○ White</li> <li>● Magnesium</li> <li>● Champagne</li> <li>● Soft Alu</li> <li>● Red dedicated</li> </ul>
5	5 726 32	
5	5 724 28	
5	5 724 27	
5	5 724 65	
		<b>2 x 2P+E switched - pre-wired - 2 gang</b> Supplied with support frame and rocker plate to be equipped with 2x3 modules plate
1	5 720 22	 <ul style="list-style-type: none"> <li>○ White</li> <li>● Magnesium</li> <li>● Champagne</li> <li>● Soft Alu</li> </ul>
1	5 725 22	
1	5 700 22	
1	5 710 22	

Pack	Cat.Nos	South African type socket outlets - 16 A with USB charger
		<b>All switched new RSA socket outlet (164-2) and old RSA socket outlet (164-1)</b> Prewired, monobloc, 4x4 Supplied with support frame and rocker plate, to be equipped with 2x3 modules plate USB Type-A + Type-C, 3 A - 5 V <sub>DC</sub> - 15 W Consumption of USB in passive mode < 0.08 W (when switched) The main switch controls the two RSA socket outlets and the double USB charger
1	5 720 70	 <ul style="list-style-type: none"> <li>○ White</li> <li>● Magnesium</li> <li>● Champagne</li> <li>● Soft Alu</li> </ul>
1	5 725 70	
1	5 710 93	
1	5 700 91	
		<b>ELV socket outlets 3 A</b>
		<b>2P</b> Mechanisms supplied with rocker plates, to be equipped with support frames (p. 90) and plates (p. 94 to 101) 12 mm fixing centres for plug Cat.No 0 500 05 1 module
10	5 721 00	 <ul style="list-style-type: none"> <li>○ White</li> <li>● Magnesium</li> </ul>
10	5 726 00	
		<b>Plug</b> 2P - 3 A for ELV socket outlet 12 mm fixing centres pins Ø3.6 mm
20	0 500 05	


 Support frame and plate selection charts **p. 94-101**

Mechanisms supplied with rocker plates, to be equipped with support frames (p. 90) and plates (p. 94 to 101)

Pack	Cat.Nos	Italian type socket outlets	Pack	Cat.Nos	Indian and Euro-US combined socket outlets
		<b>1 module</b>			<b>6 A - 10 A - 240 V and 15 A - 127 V</b>
10	5 721 01	<b>2P+E on line - 10 A</b>			2P+E
10	5 726 01	○ White			Shuttered for child safety
		● Magnesium			2 modules
		<b>2P+E shuttered for child safety - 10/16 A</b>	20	5 734 70	○ White
10	5 721 03	○ White	20	5 736 70	● Magnesium
10	5 726 03	● Magnesium	20	5 748 33	● Champagne
10	5 700 36	● Champagne			<b>Indian standard socket outlets</b>
10	5 710 36	● Soft Alu			<b>6 A / 16 A</b>
		<b>Swiss type socket outlets</b>			3 pin combined (2P + Earth)
		<b>T 13, 10 A, 250 V, 2P+E</b>			Shuttered for child safety
		Automatic terminals, 2 modules			2 modules
10	5 718 20	○ White	10	5 734 71	○ White
10	5 718 70	● Magnesium	10	5 736 71	● Magnesium
10	5 710 73	● Champagne	10	5 748 34	● Champagne
10	5 700 73	● Soft Alu			
		<b>2 x T 13, 10 A, 250 V, 2P+E</b>			
		2 modules			
10	5 718 27	○ White			
10	5 718 77	● Magnesium			
10	5 710 74	● Champagne			
10	5 700 74	● Soft Alu			
		<b>Australian type socket outlets</b>			
		2 modules			
		<b>2P+E auto-switched shuttered for child safety - 10 A</b>			
10	5 721 14	○ White			
10	5 726 14	● Magnesium			
10	5 726 15	● Champagne			
10	5 726 02	● Soft Alu			
		<b>2P+E shuttered for child safety - 10/15 A</b>			
10	5 721 12	○ White			
10	5 726 12	● Magnesium			
10	5 726 07	● Champagne			
10	5 721 07	● Soft Alu			

# Arteor™

## international socket outlets (continued)



5 726 21

5 721 31

5 700 21



Support frame and plate selection charts **p. 94-101**

Mechanisms supplied with rocker plates, to be equipped with support frames (p. 90) and plates (p. 94 to 101)

Pack	Cat.Nos	Chinese type socket outlets	Pack	Cat.Nos	French standard socket outlets 10/16 A
10	5 721 13	<b>2P+E shuttered for child safety - 10 A</b> 2 modules ○ White ● Magnesium ● Champagne ● Soft Alu	10	5 720 20 <sup>1</sup>	2 modules <b>2P shuttered for child safety</b> ○ White ● Magnesium ● Champagne ● Soft Alu
10	5 726 13		10	5 725 20 <sup>1</sup>	
10	5 726 08		10	5 710 86 <sup>1</sup>	
10	5 721 08		10	5 710 85 <sup>1</sup>	
10	5 721 21	<b>2P+E shuttered for child safety - 16 A</b> 2 modules ○ White ● Magnesium ● Champagne ● Soft Alu	10	5 720 21 <sup>1</sup>	<b>2P+E shuttered for child safety</b> ○ White ● Magnesium ● Champagne ● Soft Alu
10	5 726 21		10	5 725 21 <sup>1</sup>	
10	5 723 67		10	5 700 21 <sup>1</sup>	
10	5 723 66		10	5 710 21 <sup>1</sup>	
5	5 721 31	<b>2P+E Chinese + 2P Euro-US - 10 A</b> 3 modules ○ White ● Magnesium ● Champagne ● Soft Alu	10	5 724 66 <sup>1</sup>	<b>2P+E tamper-proof</b> Used to identify a mains circuit (e.g. inverter) and avoid connection of unnecessary equipment which may cause interference on the circuit ● Red
5	5 726 31				
5	5 723 69				
5	5 723 68				
10	5 721 24 <sup>1</sup>	<b>Israeli type socket outlets</b> <b>2P+E shuttered for child safety</b> ○ White ● Magnesium ● Champagne ● Soft Alu	10	0 502 99	<b>Tamperproof insert for Cat.No 5 724 66</b> Tamperproof insert for socket Fits directly into the plug 1: Can be installed in receptacles for floor sockets p. 93
10	5 726 24 <sup>1</sup>				
10	5 700 43 <sup>1</sup>				
10	5 710 43 <sup>1</sup>				

# Arteor™

## telephone sockets



Support frame and plate selection charts **p. 94-101**

Mechanisms supplied with rocker plates, to be equipped with support frames (p. 90) and plates (p. 94 to 101)

Pack	Cat.Nos	<b>RJ 11 and RJ 12 sockets</b>
		Equipped with modular Jack connector with 1/4 turn terminal for fast connection (possible looping)
		<b>RJ 11 - 1 module</b> 4 contacts
10	5 723 00	○ White
10	5 728 00	● Magnesium
10	5 700 56	● Champagne
10	5 710 56	● Soft Alu
		<b>RJ 11 - 2 modules</b> 4 contacts
10	5 723 13 <sup>1</sup>	○ White
10	5 728 13 <sup>1</sup>	● Magnesium
10	5 726 83 <sup>1</sup>	● Champagne
10	5 726 82 <sup>1</sup>	● Soft Alu
		<b>RJ 12 - 2 modules</b> 6 contacts
10	5 723 12 <sup>1</sup>	○ White
10	5 728 12 <sup>1</sup>	● Magnesium
10	5 726 85 <sup>1</sup>	● Champagne
10	5 726 84 <sup>1</sup>	● Soft Alu
		<b>Telephone sockets</b>
		With IDC connection Conform to British Telecom
		<b>Single master - 2 modules</b>
10	5 723 10 <sup>1</sup>	○ White
10	5 728 10 <sup>1</sup>	● Magnesium
10	5 726 87 <sup>1</sup>	● Champagne
10	5 726 86 <sup>1</sup>	● Soft Alu
		<b>Single secondary - 1 module</b>
5	5 723 01	○ White
5	5 728 01	● Magnesium
5	5 726 89	● Champagne
5	5 726 88	● Soft Alu


1: Can be installed in receptacles for floor sockets p. 93

Floor sockets see **p. 93**



# Arteor™

## television sockets



Support frame and plate selection charts **p. 94-101**

Mechanisms supplied with rocker plates, to be equipped with support frames (p. 90) and plates (p. 94 to 101)

For Dvbt, Cablecast and satellite installation  
UHD TV quality compatible  
Classe A shielded star socket LTE ready (4G protected)  
Recommended coaxial cable: 17 VATCA  
Star cabling (1 socket = 1 cable to antenna, splitter or multiswitch)  
Visual check of the connection  
Meets EN 50083-4 and EN 50083-2 European directive  
TV: male connector (Ø9.5 mm) - 5-68 /120-862 MHz  
R: female connector (Ø9.5 mm) - FM 87.5-108 MHz / DAB 174-223 MHz  
SAT: "F" type connector - 950-2400 MHz

Pack	Cat.Nos	<b>Multi TV star sockets</b>
		2 modules
		<b>TV-R-SAT sockets</b> Radio FM + DAB+ Low attenuation: 1.5 dB
10	5 721 72 <sup>1</sup>	○ White
10	5 726 72 <sup>1</sup>	● Magnesium
10	5 726 91 <sup>1</sup>	● Champagne
10	5 726 90 <sup>1</sup>	● Soft Alu
		<b>TV-R-SAT-SAT sockets</b> In1: TV-R-SAT1 / In2: SAT2 Low attenuation: 1.5 dB
10	5 721 69 <sup>1</sup>	○ White
10	5 726 69 <sup>1</sup>	● Magnesium
10	5 726 93 <sup>1</sup>	● Champagne
10	5 726 92 <sup>1</sup>	● Soft Alu
		<b>TV-SAT sockets</b> 1 module
10	5 721 67	○ White
10	5 726 67	● Magnesium
10	5 726 95	● Champagne
10	5 726 94	● Soft Alu
		<b>Single TV star sockets - 1 module</b> Low attenuation 1dB
		<b>TV 9.5 mm male sockets</b>
10	5 721 71	○ White
10	5 726 71	● Magnesium
10	5 700 51	● Champagne
10	5 710 51	● Soft Alu
		<b>TV "F" type sockets</b>
10	5 721 63	○ White
10	5 726 63	● Magnesium
10	5 700 50	● Champagne
10	5 710 50	● Soft Alu

1: Can be installed in receptacles for floor sockets p. 93



# Arteor™

## television sockets

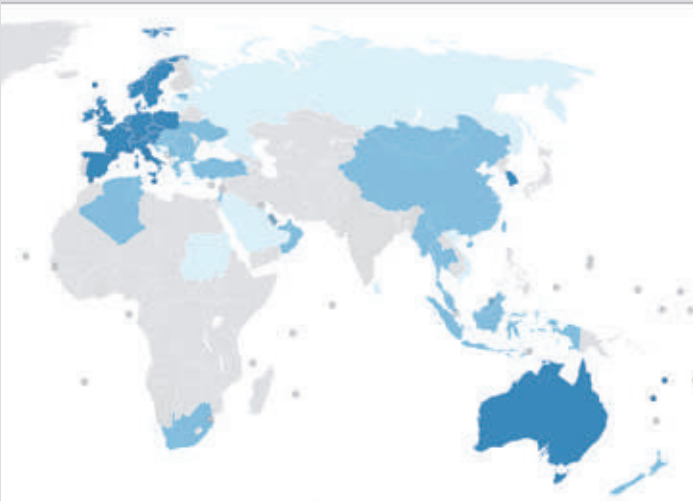
### Information about DAB+

Digital Audio Broadcasting is the radio equivalent of DTT, a global standard used all over the world.

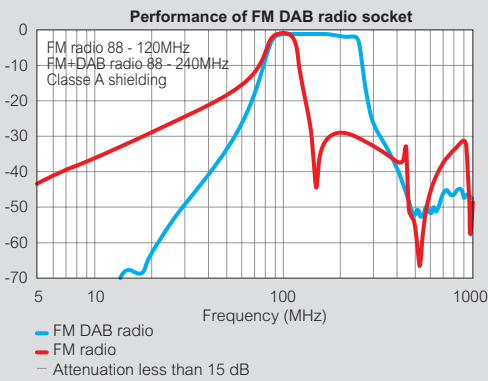
- More radio stations available
- Better sound quality
- Digital data combined with the audio stream
- This socket has a reception range of FM 87.5 - 108 MHz & DAB+ 174 - 223 MHz
- A link to a collective or individual aerial
- Digital quality

### Roll-out between 2018 - 2022

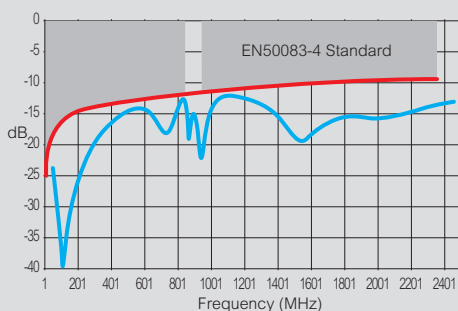
- Countries with active business broadcast
- Countries doing test
- Countries interested by tech



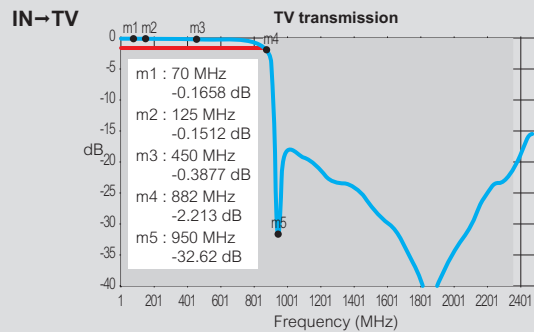
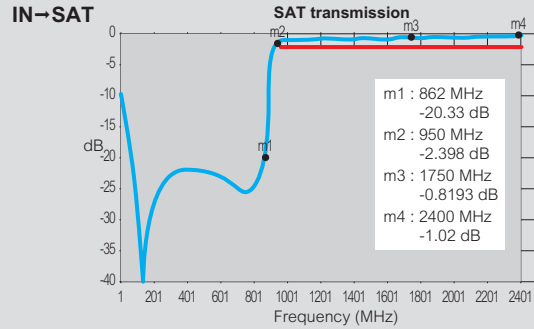
### High performance



### Return loss input



### Coupling attenuation



### Certification

Class A sockets, protected with LTE block filter. LTE protection is needed to prevent interference from new signals used by smartphones (3G, 4G, 5G). These undesirable signals can cause picture freezing or breaking up, and distorted sound. Legrand uses the PKM laboratory for Class A certification of its sockets.

### Requirements for TV corner

- Multi-gang wiring accessories
- TV attenuation < 1,5 dB
- 17 VATC coaxial cable
- Cat. 6 twisted pairs
- Multi-operator, terrestrial DTT, satellite, cable network and ISP, FM and DAB+ radio reception



- Internet connection



- Smart TV with interactive services
- Connected games console (for online gaming)

Require the certificate of conformity for Class A shielded TV sockets





Support frame and plate selection charts **p. 94-101**

Can be integrated in any support  
 Mechanisms supplied with rocker plates, to be equipped with support frames (p. 90) and plates (p. 94 to 101)  
 Equipped with connectors with quick toolless connection  
 Take single-core cables from AWG 22 up to AWG 26, and AWG 26 multicore cables  
 T568A and B marking with colour codes  
 Compliant with ISO/IEC 11 801, EN 50173 and ANSI/TIA 568 standards

Pack	Cat.Nos	Cat. 6 <sub>A</sub> sockets
		360° metal shielding
		<b>STP - 1 module</b>
10	5 723 06	○ White
10	5 728 06	● Magnesium
10	5 728 46	● Champagne
10	5 728 45	● Soft Alu
10	5 723 51	○ White with orange shutter
10	5 728 51	● Magnesium with orange shutter
10	5 728 48	● Champagne with orange shutter
10	5 728 47	● Soft Alu with orange shutter
10	5 723 52	○ White with green shutter
10	5 728 52	● Magnesium with green shutter
10	5 728 61	● Champagne with green shutter
10	5 728 60	● Soft Alu with green shutter
		<b>STP with controlled access - 2 modules</b> Supplied with 2 keys for 5 sockets
5	5 723 50	○ White with red shutter
5	5 728 50	● Magnesium with red shutter
5	5 728 63	● Champagne with red shutter
5	5 728 62	● Soft Alu with red shutter
		<b>UTP - 1 module</b>
10	5 723 49	○ White
10	5 728 49	● Magnesium
10	5 728 65	● Champagne
10	5 728 64	● Soft Alu
10	5 723 58	○ White with orange shutter
10	5 728 58	● Magnesium with orange shutter
10	5 728 69	● Champagne with orange shutter
10	5 728 68	● Soft Alu with orange shutter
10	5 723 59	○ White with green shutter
10	5 728 59	● Magnesium with green shutter
10	5 728 67	● Champagne with green shutter
10	5 728 66	● Soft Alu with green shutter
		<b>UTP with controlled access - 2 modules</b> Supplied with 2 keys for 5 sockets
5	5 723 57	○ White with red shutter
5	5 728 57	● Magnesium with red shutter
5	5 728 72	● Champagne with red shutter
5	5 728 71	● Soft Alu with red shutter

Pack	Cat.Nos	Cat. 6 sockets
		<b>UTP - 1 module</b>
10	5 723 02	○ White
10	5 728 02	● Magnesium
10	5 700 57	● Champagne
10	5 710 57	● Soft Alu
10	5 723 54	○ White with orange shutter
10	5 728 54	● Magnesium with orange shutter
10	5 728 74	● Champagne with orange shutter
10	5 728 73	● Soft Alu with orange shutter
10	5 723 55	○ White with green shutter
10	5 728 55	● Magnesium with green shutter
10	5 728 80	● Champagne with green shutter
10	5 728 79	● Soft Alu with green shutter
		<b>UTP - 2 modules</b>
10	5 723 14 <sup>1</sup>	○ White - square version
10	5 728 14 <sup>1</sup>	● Magnesium - square version
10	5 700 59 <sup>1</sup>	● Champagne - square version
10	5 710 59 <sup>1</sup>	● Soft Alu - square version
10	5 723 24	○ White - round version
10	5 728 24	● Magnesium - round version
10	5 728 81	● Soft Alu - round version
		<b>UTP with controlled access - 2 modules</b> Supplied with 2 keys for 5 sockets
5	5 723 53	○ White with red shutter
5	5 728 53	● Magnesium with red shutter
5	5 728 87	● Champagne with red shutter
5	5 728 86	● Soft Alu with red shutter
		<b>UTP with retractable cord - 4 modules</b> Cord (0.9 m) winds up automatically with a pushbutton
1	5 723 39	○ White
1	5 728 39	● Magnesium
1	5 728 89	● Champagne
1	5 728 88	● Soft Alu
		<b>FTP - 1 module</b>
10	5 723 22	○ White
10	5 728 22	● Magnesium
10	5 728 91	● Champagne
10	5 728 90	● Soft Alu
		<b>FTP - 2 modules</b>
10	5 723 16 <sup>1</sup>	○ White
10	5 728 16 <sup>1</sup>	● Magnesium
10	5 728 93 <sup>1</sup>	● Champagne
10	5 728 92 <sup>1</sup>	● Soft Alu
		<b>STP shielded - 1 module</b>
10	5 723 23	○ White
10	5 728 23	● Magnesium
10	5 728 95	● Champagne
10	5 728 94	● Soft Alu
		<b>STP shielded - 2 modules</b>
10	5 723 17	○ White
10	5 728 17	● Magnesium
10	5 728 97	● Champagne
10	5 728 96	● Soft Alu

Floor sockets see **p. 93**



1: Can be installed in receptacles for floor sockets p. 93

# Arteor™

## RJ 45 sockets (continued)



5 723 15

Support frame and plate selection charts **p. 94-101**

Can be integrated in any support  
Mechanisms supplied with rocker plates, to be equipped with support frames ((p. 90) and plates (p. 94 to 101)  
Equipped with connectors with quick toolless connection  
Take single-core cables from AWG 22 up to AWG 26, and AWG 26 multicore cables  
T568A and B marking with colour codes  
Compliant with ISO/IEC 11 801, EN 50173 and ANSI/TIA 568 standards

Pack	Cat.Nos	Cat. 5e sockets
10	5 723 03	<b>UTP - 1 module</b> <ul style="list-style-type: none"> <li>○ White</li> <li>● Magnesium</li> <li>● Champagne</li> <li>● Soft Alu</li> </ul>
10	5 728 03	
10	5 700 58	
10	5 710 58	
10	5 723 15 <sup>1</sup>	<b>UTP - 2 modules</b> <ul style="list-style-type: none"> <li>○ White</li> <li>● Magnesium</li> <li>● Champagne</li> <li>● Soft Alu</li> </ul>
10	5 728 15 <sup>1</sup>	
10	5 728 99 <sup>1</sup>	
10	5 728 98 <sup>1</sup>	
10	5 723 04	<b>FTP - 1 module</b> <ul style="list-style-type: none"> <li>○ White</li> <li>● Magnesium</li> <li>● Champagne</li> <li>● Soft Alu</li> </ul>
10	5 728 04	
10	5 729 08	
10	5 729 07	

1: Can be installed in receptacles for floor sockets p. 93

# Arteor™

## rear pluggable data sockets and wiring splitters



5 723 31



5 728 32



5 723 36



5 728 35

Support frame and plate selection charts **p. 94-101**

Mechanisms supplied with rocker plates, to be equipped with support frames (p. 90) and plates (p. 94 to 101)

Pack	Cat.Nos	Rear pluggable RJ 45 sockets
		Certified as conforming to standards ISO 11801 ed. 2.0, EN 50173-1 and EIA/TIA 568 Contacts marked with 568 A and B dual colour code and numbers Connectors with self-stripping terminals Possibility of re-wiring in the event of error Multidirectional cable entry For use with area distribution boxes connection to boxes via RJ45-RJ45 dedicated cords Used to create Cat. 6 and Cat. 5e links in accordance with standards 2 modules
		<b>Cat. 6 - UTP</b> <ul style="list-style-type: none"> <li>○ White</li> <li>● Magnesium</li> <li>● Champagne</li> <li>● Soft Alu</li> </ul>
10	5 723 31	<b>Cat. 6 - FTP</b> <ul style="list-style-type: none"> <li>○ White</li> <li>● Magnesium</li> <li>● Champagne</li> <li>● Soft Alu</li> </ul>
10	5 728 31	
10	5 729 10	
10	5 729 09	
10	5 723 33	<b>Cat. 5e - UTP</b> <ul style="list-style-type: none"> <li>○ White</li> <li>● Magnesium</li> <li>● Champagne</li> <li>● Soft Alu</li> </ul>
10	5 728 33	
10	5 729 12	
10	5 729 11	
10	5 723 30	<b>Cat. 5e - FTP</b> <ul style="list-style-type: none"> <li>○ White</li> <li>● Magnesium</li> <li>● Champagne</li> <li>● Soft Alu</li> </ul>
10	5 728 30	
10	5 729 18	
10	5 729 17	
10	5 723 32	<b>Telephone/Ethernet wiring splitters</b> Provide increased security against theft and damage to double connectors Provide a rate of 10/100 Mbps Multidirectional cable entry Can be installed in all supports depth min. 35 mm Telephone and Ethernet applications marked on the protective cap 1 module  <b>FTP - double connector</b> 9 contacts <ul style="list-style-type: none"> <li>○ White</li> <li>● Magnesium</li> <li>● Champagne</li> <li>● Soft Alu</li> </ul>
10	5 723 36	
10	5 728 36	
10	5 729 22	
10	5 729 21	<b>UTP - double connector</b> 8 contacts <ul style="list-style-type: none"> <li>○ White</li> <li>● Magnesium</li> <li>● Champagne</li> <li>● Soft Alu</li> </ul>
10	5 723 35	
10	5 728 35	
10	5 729 28	
10	5 729 27	

# Arteor™

## adaptors for data sockets



5 723 37



5 728 38

Support frame and plate selection charts **p. 94-101**

Mechanisms supplied with rocker plates, to be equipped with support frames (p. 90) and plates (p. 94 to 101)

### Pack Cat.Nos Adaptors for Keystone data sockets

Pack	Cat.Nos	Adaptors for Keystone data sockets
10	5 723 37	Equipped with transparent label-holder <b>Single connector - 2 modules</b> <ul style="list-style-type: none"> <li>○ White</li> <li>● Magnesium</li> <li>● Champagne</li> <li>● Soft Alu</li> </ul>
10	5 728 37	
10	5 729 32	
10	5 729 31	

### Pack Cat.Nos Adaptors for Systimax data sockets

Pack	Cat.Nos	Adaptors for Systimax data sockets
10	5 723 38	Equipped with transparent label-holder <b>Single connector - 2 modules</b> <ul style="list-style-type: none"> <li>○ White</li> <li>● Magnesium</li> <li>● Champagne</li> <li>● Soft Alu</li> </ul>
10	5 728 38	
10	5 729 34	
10	5 729 33	

# Arteor™

## USB data sockets



Support frame and plate selection charts **p. 94-101**

Mechanisms supplied with rocker plates, to be equipped with support frames (p. 90) and plates (p. 94 to 101)

### Pack Cat.Nos USB data sockets for data transfer

Pack	Cat.Nos	USB data sockets for data transfer
1	5 720 94	Used to bring connections closer to the user For connecting USB devices (interactive white board, scanner-printer, external hard disk) <b>Preterminated - USB 3.0 - 1 module</b> Maximum length: 5 m Recommended cable: USB A Equipped with a 15 cm cord <ul style="list-style-type: none"> <li>○ White</li> <li>● Magnesium</li> <li>● Champagne</li> <li>● Soft Alu</li> </ul>
1	5 725 94	
1	5 725 76	
1	5 725 75	
1	5 722 75	<b>Connection via screw terminals - USB 2.0 1 module</b> Maximum length: 5 m Recommended cable: USB A Cross-section 1 mm <sup>2</sup> <ul style="list-style-type: none"> <li>○ White</li> <li>● Magnesium</li> <li>● Champagne</li> <li>● Soft Alu</li> </ul>
1	5 727 75	
1	5 725 53	
1	5 725 52	
1	5 720 23	<b>USB Data extender</b> Used to bring connections closer to the user in case of large distances. For connecting USB devices (digital school board / interactive whiteboard...) located more than 5 m away (30 m max.) from a source (computer...) The kit includes - a transmitter (1 module) - a receiver (1 module) The link between the transmitter and the receiver is made via a RJ 45/RJ 45 cord <ul style="list-style-type: none"> <li>○ White</li> </ul>



# How to connect HDMI preterminated sockets and videoprojector switch

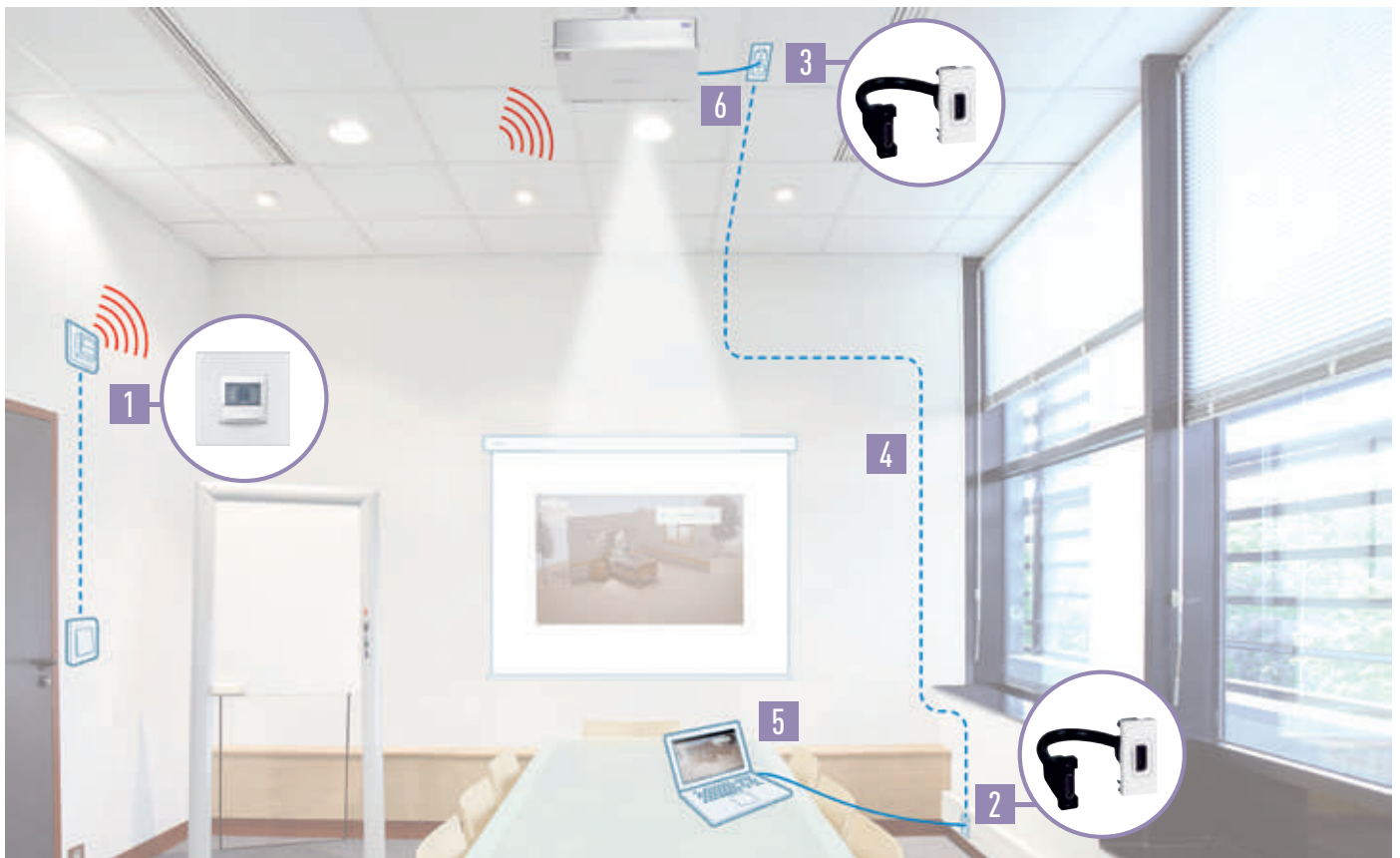
A wide range of technologies (HDMI, HD15, DISPLAY PORT, RCA, JACK) to suit the location and the user requirements

## INSTALLATION EXAMPLE

**QUICK  
INSTALLATION**

**EASY  
CONNECTION**

**OPTIMUM  
PERFORMANCE**



- |  |   |  |   |
|--|---|--|---|
| <p><b>1</b></p> <p>Infrared ON/STANDBY control for video projector associated with a push-button Cat.No 5 720 89</p> | <p><b>2 3</b></p> <p>Preterminated HDMI sockets Cat.No 5 720 96</p> | <p><b>4</b></p> <p>10 m male/male HDMI cords Cat.No 0 517 20</p> | <p><b>5</b> 3 m male/male HDMI cord Cat.No 0 517 34</p> <p><b>6</b> 1 m male/male HDMI cord Cat.No 0 517 32</p> |
|--|---|--|---|



 Support frame and plate selection charts **p. 94-101**

Mechanisms supplied with rocker plates, to be equipped with support frames (p. 90) and plates (p. 94 to 101)

Pack	Cat.Nos	HDMI type A sockets
		Used to transmit high-definition digital audio/video streams between a source (Blu-ray player, computer) and a compatible receiver (TV, videoprojector...)
		<b>Preterminated sockets HDMI 1.4 - 1 module</b> Equipped with cord, length 15 cm
1	5 720 96	<ul style="list-style-type: none"> <li>○ White</li> <li>● Magnesium</li> <li>● Champagne</li> <li>● Soft Alu</li> </ul>
1	5 725 96	
1	5 725 18	
1	5 725 17	
		<b>Preterminated sockets HDMI 1.4 - 2 modules</b> Equipped with cord, length 15 cm
1	5 722 99	<ul style="list-style-type: none"> <li>○ White - square version</li> <li>● Magnesium - square version</li> <li>● Champagne - square version</li> <li>● Soft Alu - square version</li> </ul>
1	5 725 99	
1	5 723 46	<ul style="list-style-type: none"> <li>○ White - round version</li> <li>● Magnesium - round version</li> <li>● Soft Alu - round version</li> </ul>
1	5 723 45	
1	5 724 76	
1	5 735 96	
1	5 725 19	
		<b>HDMI extender</b>
1	0 517 38	<p>Extends HDMI audio/video signals up to 57 m at up to a 4 K resolution between a source (computer, Blu-ray player) and a receiver (videoprojector, TV) in a meeting room or classroom Kit includes both transmitter and receiver with link via a network cord RJ 45/RJ 45 (not supplied) Compatible with 3D video, 4K resolution, EDID passthrough and HDCP Including IR control Certified HD BaseT</p>
		<b>Display port sockets</b>
		Used to transmit high-definition digital audio/video streams between a source (laptop, computer, etc) and a compatible receiver (TV, videoprojector...)
		<b>Preterminated socket - 1 module</b> Equipped with cord, length 15 cm
1	5 720 90	<ul style="list-style-type: none"> <li>○ White</li> <li>● Magnesium</li> </ul>
1	5 725 90	

Pack	Cat.Nos	HD15 sockets
		Used to transmit analog video streams (VGA, XGA, UXGA depending on graphic card) between a source (computer) and a compatible receiver (LCD, video projector, TV, etc...)
		<b>Preterminated sockets - 1 module</b> Equipped with cord, length 15 cm
1	5 720 97	<ul style="list-style-type: none"> <li>○ White</li> <li>● Magnesium</li> </ul>
1	5 725 97	
		<b>Screw-type female HD15 sockets - 2 modules</b>
1	5 722 82 <sup>1</sup>	<ul style="list-style-type: none"> <li>○ White</li> <li>● Magnesium</li> </ul>
1	5 727 82 <sup>1</sup>	
		<b>Screw-type female HD15 + 3.5 mm Jack sockets - 2 modules</b>
1	5 722 88	<ul style="list-style-type: none"> <li>○ White</li> <li>● Magnesium</li> </ul>
1	5 727 88	
		<b>Solder-type female HD15 sockets - 1 module</b> 15 pin
1	5 722 79	<ul style="list-style-type: none"> <li>○ White</li> <li>● Magnesium</li> </ul>
1	5 727 79	
		<b>Videoprojector switch</b>
		Universal remote switch allowing to turn ON or place in STANDBY mode a video projector Works with all videoprojectors or TV through IR learning process Installed close to the room's lighting switches, it replaces the constructors remote and fosters the ignition and extinction of the video projector therefore reducing energy consumption and extending the bulb's lifetime Equipped with cord, length 15 cm
1	5 720 89	<ul style="list-style-type: none"> <li>○ White</li> </ul>

1: Can be installed in receptacles for floor sockets p. 93

 Floor sockets see **p. 93**


 USB data sockets see **p. 84**




# Arteor™

## Bluetooth sound diffusion



5 741 31



5 739 82



0 673 03

Support frame and plate selection charts **p. 94-101**

Mechanisms supplied with rocker plates, to be equipped with support frames (p. 90) and plates (p. 94 to 101)

Pack	Cat.Nos	Bluetooth module with built-in 230 V power supply
		Allows music or digital radio to be played in stereo with Bluetooth technology from a smartphone, tablet or PC With ON/OFF control, volume control (+/-) manually or via smartphone, and file selection manually or via smartphone For installation in flush-mounting box depth 40 mm
		<ul style="list-style-type: none"> <li>○ White</li> <li>● Magnesium</li> <li>● Champagne</li> <li>● Soft Alu</li> </ul>
1	5 741 31	<b>JUNE 2020</b>
1	5 741 32	
1	5 741 33	
1	5 741 34	

Pack	Cat.Nos	Loudspeakers
		Connect to the Bluetooth module
1	5 739 82	<b>For flush-mounting in suspended ceiling - white</b> Power: 20 W (10 Wrms) - 8 Ω Efficiency > 86 dB (1 W at 1 m) Ø of hole: 90 mm External dimensions: Ø 100 mm
1	0 673 03	<b>For wall mounting - anthracite</b> Power: 12 W (6 Wrms) - 8 Ω Efficiency > 86 dB (1 W at 1 m) External dimensions: 127 x 127 mm For installation in flush-mounting box depth 50 mm Cat.No 0 893 79 for dry partitions or Cat.No 0 892 79 for masonry

USB chargers, **p. 70**



# Arteor™

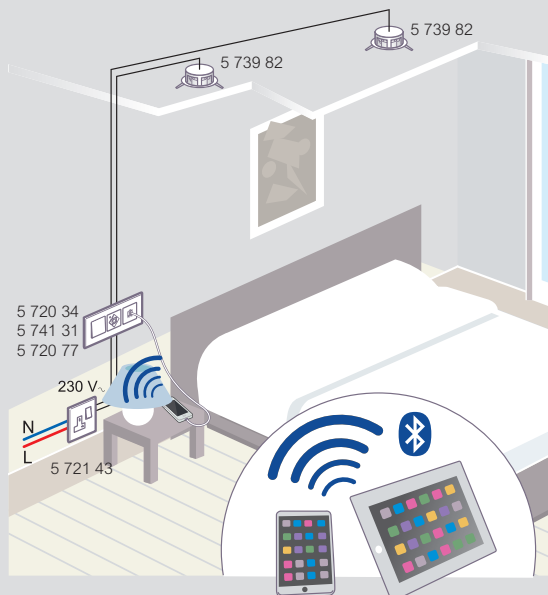
## Bluetooth sound diffusion

### Installation principle

Mobile access to digital radio and downloaded music  
Quick pairing and convenience  
Ideal for kitchens, bedrooms and bathrooms  
Frees up your work surfaces and shelves instead of using portable speakers and their voluminous cables

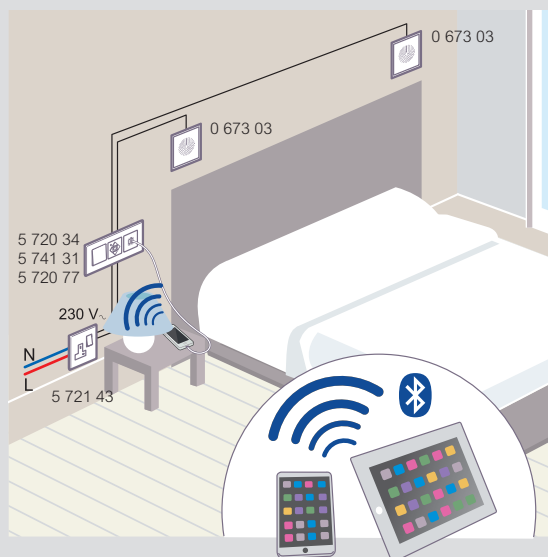
#### With loudspeakers in false ceiling Cat.No 5 739 82

- Bedhead unit with switch + Bluetooth + USB charger



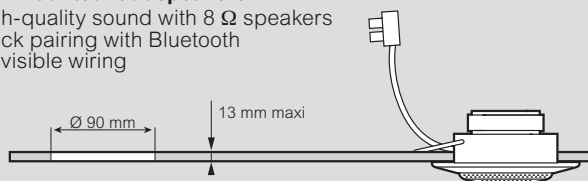
#### With wall-mounted loudspeakers Cat.No 0 673 03

- Bedhead unit with switch + Bluetooth + USB charger

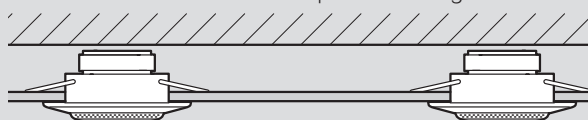


#### Flush-mounted loudspeakers

- High-quality sound with 8 Ω speakers
- Quick pairing with Bluetooth
- No visible wiring



- Can be flush-mounted in 60 mm suspended ceiling







# NUVO®


HIGH QUALITY DIGITAL MUSIC  
IN EVERY ROOM






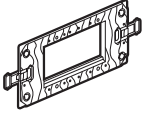
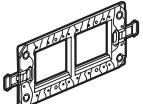
Simplicity,  
Quality &  
Installation  
flexibility

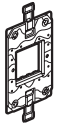
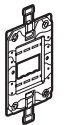
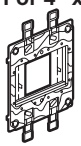
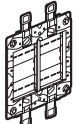
♪ Listen to your digital music from any source and in any room. NUVO is an intelligent system, specifically designed to stream music in digital format in any room in your home. Made up of several audio Hi-Fi components, it connects via


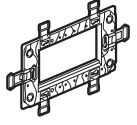
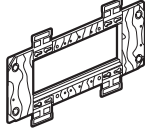
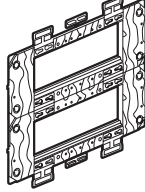

Wi-Fi or via a cable to your home LAN network. Using a dedicated free app on your smartphone or tablet, you can access music libraries in your local network or on the best online music streaming services.




 Plate selection charts **p. 94-101**

Pack	Cat.Nos	Support frames for BS type boxes 60.3 mm fixing centres
10	5 760 03	Screw mounting (screws supplied) <b>For 1 gang box</b> Square - for 1 or 2 modules 
5	5 760 01	Square - for 3 modules 
10	5 760 02	<b>For 2 gang box</b> Rectangular - for 3 modules 
10	5 760 00	Rectangular - for 2 x 2 modules 

10	5 760 30	<b>Support frames for US and South African type boxes 83.5 mm fixing centres</b> Screw mounting <b>For 2" x 4" boxes</b> For 2 modules (electronic functions except 2-module mechanisms to be mounted on 3-module support frame) 
10	5 760 40	For 1 to 3 modules 
5	5 760 31	<b>For 4" x 4" boxes</b> For 2, 3 and 4 modules 
5	5 760 32	For 2 x 3 modules 

Pack	Cat.Nos	Support frames for German and French type boxes
10	5 760 21	<b>Screw mounting</b> For 1 or 2 modules 
5	5 760 11	For 4 modules 
5	5 760 12	For 6 modules Horizontal mounting 
2	5 760 22	For 2 x 6 modules Horizontal mounting 
5	5 760 20	<b>Claw mounting</b> For 1 or 2 modules 

10	5 760 40	<b>Support frame for Italian type boxes 83.5 mm fixing centres</b> Screw mounting For 1 to 3 modules 
----	----------	--

# Arteor™

## ancillary mechanisms



# Arteor™

## blinking cover plates



Support frame and plate selection charts **p. 94-101**

Mechanisms supplied with rocker plates, to be equipped with support frames (p. 90) and plates (p. 94 to 101)

Pack	Cat.Nos	Blank modules
10	5 723 41	<b>1 module</b> <ul style="list-style-type: none"> <li>○ White - square version</li> <li>● Magnesium - square version</li> <li>● Champagne - square version</li> <li>● Soft Alu - square version</li> </ul>
10	5 728 41	
10	5 700 60	
10	5 710 60	
10	5 723 42	<b>2 modules</b> <ul style="list-style-type: none"> <li>○ White - square version</li> <li>● Magnesium - square version</li> <li>● Champagne - square version</li> <li>● Soft Alu - square version</li> </ul>
10	5 728 42	
10	5 700 61	
10	5 710 61	
10	5 730 86	<ul style="list-style-type: none"> <li>○ White - round version</li> <li>● Magnesium - round version</li> <li>● Soft Alu - round version</li> </ul>
10	5 731 86	
10	5 731 88	
5	5 723 43	<b>3 modules</b> <ul style="list-style-type: none"> <li>○ White - square version</li> <li>● Magnesium - square version</li> <li>● Champagne - square version</li> <li>● Soft Alu - square version</li> </ul>
5	5 728 43	
5	5 728 20	
5	5 728 19	
5	5 730 96	<ul style="list-style-type: none"> <li>○ White - round version</li> <li>● Magnesium - round version</li> <li>● Soft Alu - round version</li> </ul>
5	5 731 96	
5	5 731 89	

Pack	Cat.Nos	Cable outlets
10	5 723 20	<b>20 A cable outlet for junction - 2 modules</b> <ul style="list-style-type: none"> <li>○ White</li> </ul>
5	5 723 21	<b>45 A cable outlet - BS 1 gang</b> Supplied with cover plate For flush mounting back box to be min. 45 mm deep <ul style="list-style-type: none"> <li>○ White</li> </ul>

Pack	Cat.Nos	Cord outlets
10	5 723 07	<b>1 module with Ø8 mm entry</b> <ul style="list-style-type: none"> <li>○ White</li> </ul>
10	5 723 19	<b>2 modules</b> <ul style="list-style-type: none"> <li>○ White</li> </ul>

Support frame and plate selection charts **p. 94-101**

To be equipped with support frames (p. 90) and plates (p. 94 to 101)

Pack	Cat.Nos	British standard blanking cover plates
5	5 751 30	<b>For 1 gang box</b> <ul style="list-style-type: none"> <li>○ White</li> <li>● Soft Alu</li> <li>● Graphite</li> <li>● Magnesium</li> <li>● Champagne</li> <li>● Dark Bronze</li> </ul>
5	5 716 08	
5	5 751 32	
5	5 716 10	
5	5 716 12	
5	5 716 14	
5	5 751 40	<b>For 2 gang box</b> <ul style="list-style-type: none"> <li>○ White</li> <li>● Soft Alu</li> <li>● Graphite</li> <li>● Magnesium</li> <li>● Champagne</li> <li>● Dark Bronze</li> </ul>
5	5 716 09	
5	5 751 42	
5	5 716 11	
5	5 716 13	
5	5 716 15	

Pack	Cat.Nos	Italian/US standard blanking cover plates
10	5 754 10	<b>For 2" x 4" boxes</b> <ul style="list-style-type: none"> <li>○ White</li> <li>● Soft Alu</li> <li>● Graphite</li> <li>● Magnesium</li> <li>● Champagne</li> <li>● Dark Bronze</li> </ul>
10	5 714 10	
10	5 754 12	
10	5 714 52	
10	5 714 53	
10	5 714 51	

Pack	Cat.Nos	US standard blanking cover plates
5	5 753 60	<b>For 4" x 4" boxes</b> <ul style="list-style-type: none"> <li>○ White</li> <li>● Soft Alu</li> <li>● Graphite</li> <li>● Champagne</li> </ul>
5	5 714 00	
5	5 753 62	
5	5 753 64	



5 760 16



5 754 50



5 754 70




5 754 80



5 751 90



5 723 90



5 723 92


 Support frame and plate selection charts **p. 94-101**

Pack	Cat.Nos	Panel mounting supports
10	5 760 15	For 1 to 3 mm thick panels For 1 module Clips into a 28 x 53.5 mm aperture
10	5 760 16	For 2 modules Clips into a 58 x 53.5 mm aperture
10	5 760 13	<b>Modular support</b> For mounting 2-module mechanisms on symmetrical rail
10	5 754 50	<b>Dedicated plates for trunking</b> 1-gang plate 2 modules (supplied with support frame)
5	5 754 60	2-gang plate 2 x 2 modules (supplied with support frame)
10	5 754 70	White plate for 1-gang 13 A switched socket
5	5 754 80	White plate for 2-gang 13 A switched socket
5	5 751 90	<b>IP 44 plate</b> For British and German standards For mounting in 1-gang box Support frame supplied

Pack	Cat.Nos	Flush-mounting boxes
1	6 890 36	For British standard 6 and 8-module plates and frames For 6 modules 211.4 x 75.7 x 50.8 mm
1	6 890 38	For 8 modules 231 x 75.7 x 50.8 mm
1	6 890 28	For 2 x 6 modules 212 x 143 x 42 mm
1	0 818 56	For 3 x 6 modules 212 x 212 x 42 mm
10	5 723 90	<b>Surface-mounting boxes</b> For British, German and French standard For 2 modules - 1 gang 38 mm depth
25	5 723 92	For 4 modules 2 x 2 modules - 2 gang 48 mm depth (suitable for shaver sockets)
2	5 723 96	For 2 x 6 modules 38 mm depth

## Floor sockets

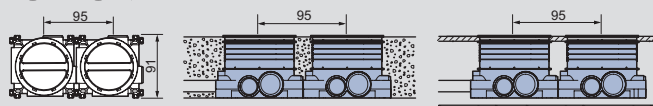
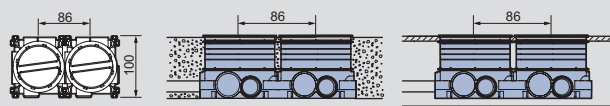


0 897 02 (equipped)

Pack	Cat.Nos	Receptacles for floor sockets
		<p>Extra slim plate IP 44 - IK 08            Equipped with a 180° opening flap            Extra flat finish: thickness 2 mm            Lighting base of receptacle by white LED            To be equipped with 2 modules square version            Arteor or Mosaic functions:</p> <ul style="list-style-type: none"> <li>- socket outlets without cover, German, Euro-US, Swiss, Danish, Israeli and French standards</li> <li>- Double USB chargers</li> <li>- RJ 11 and RJ 12 sockets</li> <li>- Television sockets</li> <li>- RJ 45 sockets UTP, FTP and STP without controlled access</li> <li>- loudspeaker sockets</li> <li>- HDMI sockets</li> <li>- HD 15 sockets without jack</li> </ul>
1	0 897 00	<b>Square receptacle</b>
1	0 897 10	<ul style="list-style-type: none"> <li>● Stainless steel</li> <li>● Golden brushed</li> </ul>
1	0 897 01	<b>Round receptacle</b>
1	0 897 11	<ul style="list-style-type: none"> <li>● Stainless steel</li> <li>● Golden brushed</li> </ul>
1	0 897 02	<b>Rectangular receptacle</b>
1	0 897 12	<ul style="list-style-type: none"> <li>● Stainless steel</li> <li>● Golden brushed</li> </ul>
		<b>Boxes and accessories</b>
6	0 819 88	<p>Floor box            Flush-mounting box for concrete slab (50 to 80 mm thick) or raised access floor (10 to 40 mm thick) using saw Cat.No 0 885 08            Ø80 mm            Can be joined to make multi-gang assemblies</p>
1	0 885 08	<p>Hole saw            Ø80 mm</p>
10	0 897 19	<p>Indicator light with white LED for floor socket            Used to backlight the outline of the socket for easier location</p>
10	0 801 88	<p>Box for wall or furniture            Multimaterial simple Batibox flush-mounting box            Ø80 mm            Used to install the floor socket in any type of partition or on furniture (such as a work surface)            Depth 50 mm</p>
1	0 897 09	<p>Kit consisting of 10 long screws and 30 blanking plates for positioning on the socket outlets            Used to equip 5 sockets            For use where there are thick coverings (such as carpets) in order to fix the plate to the box            Cat.No 0 819 88 or 0 801 88</p>

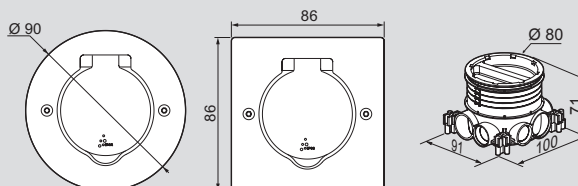
## Floor sockets

### Installation in concrete or technical floor

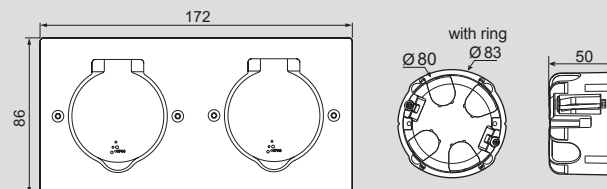


### Dimensions

#### Single sockets



#### Double sockets



### Technical characteristics

#### Protection index

IP 44/ IK 08 : closed flap  
 Cover open at 180°

#### Material

Stainless steel / Golden brushed  
 Zamak  
 Fixing screw : Torx type T10 stainless steel

# Arteor™ British standard plate selection charts

60.3 mm fixing centres - flush-mounting boxes, support frames and plates

Number of modules per mechanism	Flush-mounting boxes	Support frames	Plates	PLATES					
				Neutral					
				White	Soft Alu	Graphite	Magnesium	Champagne	Dark Bronze
<b>SQUARE VERSION</b>									
1 module	1 gang	5 760 03		5 752 00	5 713 01	5 752 02	5 713 11	5 713 21	5 713 31
2 modules		5 760 03 5 760 01 <sup>(1)</sup>		5 752 10	5 713 02	5 752 12	5 713 12	5 713 22	5 713 32
3 modules - 1 gang	1 gang	5 760 01		5 751 60	5 713 03	5 751 62	5 713 13	5 713 23	5 713 33
3 modules and shaver sockets	2 gang	5 760 02		5 750 70	5 713 05	5 750 72	5 713 15	5 713 25	5 713 35
4 modules	2 gang	5 760 00		5 750 80	5 713 04	5 750 82	5 713 14	5 713 24	5 713 34
6 modules	6 890 36	Supplied with support frame		5 753 70	5 713 06	5 753 72	5 713 16	5 713 26	5 713 36
8 modules	6 890 38	Supplied with support frame		5 767 00	5 713 08	5 767 02	5 713 18	5 713 28	5 713 38
2 x 6 modules	6 890 28	Supplied with support frame		5 753 90	5 716 00	5 753 92	5 716 02	5 716 04	5 716 06
3 x 6 modules	0 818 56	Supplied with support frame		5 754 00	5 716 01	5 754 02	5 716 03	5 716 05	5 716 07
For 5 A/13 A switched socket outlet - 1 gang	-	Not needed		5 750 90	5 713 07	5 750 92	5 713 17	5 713 27	5 713 37
For 13 A twin Switched socket outlet - 2 gang	-	Not needed		5 751 00	5 713 09	5 751 02	5 713 19	5 713 29	5 713 39
For 13 A fused connection unit switched	-	Not needed		5 751 20	5 713 10	5 751 22	5 713 20	5 713 30	5 713 40
For cooker unit Cat.No 5 720 88	-	Not needed		5 751 50	-	-	-	-	-
Blanking cover plate	1 gang	5 760 03 5 760 01		5 751 30	5 716 08	5 751 32	5 716 10	5 716 12	5 716 14
Blanking cover plate	2 gang	5 760 02		5 751 40	5 716 09	5 751 42	5 716 11	5 716 13	5 716 15
<b>ROUND VERSION</b>									
2 modules	1 gang	5 760 03		5 756 10	5 716 16	5 756 12	5 716 21	-	-
3 modules	2 gang	5 760 02		5 755 40	5 716 18	5 755 42	5 716 23	-	-
3 modules - 1 gang	1 gang	5 760 01		5 755 60	5 716 19	5 755 62	5 716 24	-	-
4 modules	2 gang	5 760 00		5 755 50	5 716 17	5 755 52	5 716 22	-	-
6 modules	6 890 36	Supplied with support		5 767 40	5 716 20	5 767 42	5 716 25	-	-

1: Use 5 760 01 support frame for 2 module mechanisms to be mounted on 3 module support frame (see mention in catalogue page)

PLATES

Mirror		Brushed Metal				Reflective Metal			Wood	Signature
Mirror White	Mirror Black	Stainless Steel	Gold Brass	Pink Champagne	Black	Stainless Steel	Black	Gold	Grey Oak	Cube
5 752 04	5 752 03	5 752 06	5 761 00	5 713 51	5 713 41	5 713 61	5 713 81	5 713 71	5 713 91	5 714 01
5 752 14	5 752 13	5 752 16	5 761 20	5 713 52	5 713 42	5 713 62	5 713 82	5 713 72	5 713 92	5 714 02
5 751 64	5 751 63	5 751 66	5 761 80	5 713 53	5 713 43	5 713 63	5 713 83	5 713 73	5 713 93	5 714 03
5 750 74	5 750 73	5 750 76	5 761 60	5 713 55	5 713 45	5 713 65	5 713 85	5 713 75	5 713 95	5 714 05
5 750 84	5 750 83	5 750 86	5 761 40	5 713 54	5 713 44	5 713 64	5 713 84	5 713 74	5 713 94	5 714 04
5 753 74	5 753 73	5 753 76	5 763 70	5 713 56	5 713 46	5 713 66	5 713 86	5 713 76	5 713 96	5 714 06
5 767 04	5 767 03	5 767 06	5 767 10	5 713 58	5 713 48	5 713 68	5 713 88	5 713 78	5 713 98	5 714 08
-	-	-	-	-	-	-	-	-	-	-
-	-	-	-	-	-	-	-	-	-	-
5 750 94	5 750 93	5 750 96	5 762 10	5 713 57	5 713 47	5 713 67	5 713 87	5 713 77	5 713 97	5 714 07
5 751 04	5 751 03	5 751 06	5 762 00	5 713 59	5 713 49	5 713 69	5 713 89	5 713 79	5 713 99	5 714 09
5 751 24	5 751 23	5 751 26	5 761 90	5 713 60	5 713 50	5 713 70	5 713 90	5 713 80	-	-
-	-	-	-	-	-	-	-	-	-	-
-	-	-	-	-	-	-	-	-	-	-
-	-	-	-	-	-	-	-	-	-	-
5 756 14	5 756 13	5 756 16	5 761 10	5 716 30	5 716 26	-	-	-	-	-
5 755 44	5 755 43	5 755 46	5 761 50	5 716 32	5 716 28	-	-	-	-	-
5 755 64	5 755 63	5 755 66	5 761 70	5 716 33	5 716 29	-	-	-	-	-
5 755 54	5 755 53	5 755 56	-	5 716 31	5 716 27	-	-	-	-	-
5 767 44	5 767 43	-	-	-	-	-	-	-	-	-

# Arteor™ Italian / US standards plate selection charts

83.5 mm fixing centres - flush-mounting boxes, support frames and plates

Number of modules per mechanism	Flush-mounting boxes	Support frames	Plates	PLATES						
				Neutral						
				White	Soft Alu	Graphite	Magnesium	Champagne	Dark Bronze	
<b>SQUARE VERSION</b>										
1 module	0 800 49	5 760 40		5 752 20	5 714 11	5 752 22	5 752 27	5 714 31	5 714 41	
2 modules	0 800 49	5 760 40		5 752 30	5 714 12	5 752 32	5 752 37	5 714 32	5 714 42	
3 modules	0 800 49	5 760 40		5 750 10	5 714 13	5 750 12	5 750 17	5 714 33	5 714 43	
Blanking cover plate	2" x 4"	5 760 40		5 754 10	5 714 10	5 754 12	5 714 52	5 714 53	5 714 51	
4 modules	0 800 42	5 760 11		5 750 30	5 714 14	5 750 32	5 750 37	5 714 34	5 714 44	
6 modules	0 800 43	5 760 12		5 750 40	5 714 15	5 750 42	5 750 47	5 714 35	5 714 45	
<b>ROUND VERSION</b>										
2 modules	0 800 49	5 760 40		5 756 20	5 716 34	5 756 22	5 716 36	-	-	
3 modules	0 800 49	5 760 40		5 755 00	5 716 35	5 755 02	5 716 37	-	-	
4 modules	0 800 42	2 x 5 760 21		5 755 10	5 716 59	5 755 12	5 716 62	-	-	
6 modules	0 800 43	3 x 5 760 21		5 755 20	5 716 60	5 755 22	5 716 63	-	-	
<b>ARTEOR SPECIAL PLATES</b>										
MyHOME screen 3.5"		Not needed		-	-	-	-	-	-	
Central unit for temperature control	Supplied with box	Not needed		-	-	-	-	-	-	



PLATES

Mirror		Brushed Metal				Reflective Metal			Wood	Signature
Mirror White	Mirror Black	Stainless Steel	Gold Brass	Pink Champagne	Black	Stainless Steel	Black	Gold	Grey Oak	Cube
5 752 44	5 752 43	5 752 46	5 764 10	5 714 26	5 714 16	5 714 36	5 714 56	5 714 46	5 714 66	5 714 76
5 752 54	5 752 53	5 752 56	5 764 30	5 714 27	5 714 17	5 714 37	5 714 57	5 714 47	5 714 67	5 714 77
5 752 74	5 752 73	5 752 76	5 764 50	5 714 28	5 714 18	5 714 38	5 714 58	5 714 48	5 714 68	5 714 78
-	-	-	-	-	-	-	-	-	-	-
5 750 34	5 750 33	5 750 36	5 762 70	5 714 29	5 714 19	5 714 39	5 714 59	5 714 49	5 714 69	-
5 750 44	5 750 43	5 750 46	5 762 80	5 714 30	5 714 20	5 714 40	5 714 60	5 714 50	5 714 70	-
5 756 34	5 756 33	5 756 36	5 764 20	5 716 40	5 716 38	-	-	-	-	-
5 756 54	5 756 53	5 756 56	5 764 40	5 716 41	5 716 39	-	-	-	-	-
5 755 14	5 755 13	5 755 16	5 762 50	5 716 67	5 716 65	-	-	-	-	-
5 755 24	5 755 23	5 755 26	-	-	-	-	-	-	-	-
5 764 84	5 764 83	-	-	-	-	5 764 86	-	-	-	-
5 765 24	5 765 23	-	-	-	-	-	-	-	-	-

# Arteor™ American and South African standard plate selection charts

83.5 mm fixing centres - flush-mounting boxes, support frames and plates

Number of modules per mechanism	Flush-mounting boxes	Support frames	Plates	PLATES						
				Neutral						
				White	Soft Alu	Graphite	Magnesium	Champagne	Dark Bronze	
<b>SQUARE VERSION</b>										
1 vertical module	2" x 4"	5 760 30		5 767 20	5 714 85	5 767 22	5 714 95	5 715 05	5 715 15	
1 horizontal module		5 760 40		5 752 40	5 714 81	5 752 42	5 714 91	5 715 01	5 715 11	
2 modules		5 760 30 <sup>(1)</sup> 5 760 40		5 752 50	5 714 82	5 752 52	5 714 92	5 715 02	5 715 12	
3 modules		5 760 40		5 752 70	5 714 83	5 752 72	5 714 93	5 715 03	5 715 13	
2 modules	4" x 4"	5 760 31		5 752 60	5 714 86	5 752 62	5 714 96	5 715 06	5 715 16	
3 modules		5 760 31		5 752 80	5 714 87	5 752 82	5 714 97	5 715 07	5 715 17	
4 modules		5 760 31		5 752 90	5 714 84	5 752 92	5 714 94	5 715 04	5 715 14	
2 x 3 modules		5 760 32		5 753 00	5 714 88	5 753 02	5 714 98	5 715 08	5 715 18	
Blanking cover plate Italian / US standards	2" x 4"	5 760 40		5 754 10	5 714 10	5 754 12	5 714 52	5 714 53	5 714 51	
Blanking cover plate US standard	4" x 4"	5 760 31		5 753 60	5 714 00	5 753 62	-	5 753 54	-	
<b>ROUND VERSION</b>										
2 modules	2" x 4"	5 760 30 <sup>(1)</sup> 5 760 40		5 756 30	5 716 42	5 756 32	5 716 47	-	-	
3 modules		5 760 40		5 756 50	5 716 43	5 756 52	5 716 48	-	-	
2 modules	4" x 4"	5 760 31		5 756 40	5 716 44	5 756 42	5 716 49	-	-	
3 modules				5 756 60	5 716 45	5 756 62	5 716 50	-	-	
2 x 3 modules				5 756 70	5 716 46	5 756 72	5 716 51	-	-	

1: Only for 2 modules electronic functions

PLATES

Mirror		Brushed Metal				Reflective Metal			Wood	Signature
Mirror White	Mirror Black	Stainless Steel	Gold Brass	Pink Champagne	Black	Stainless Steel	Black	Gold	Grey Oak	Cube
5 767 24	5 767 23	5 767 26	5 767 30	5 715 26	5 715 21	5 715 31	5 715 41	5 715 36	5 715 46	5 715 51
5 752 44	5 752 43	5 752 46	5 764 10	5 714 26	5 714 16	5 714 36	5 714 56	5 714 46	5 714 66	5 714 76
5 752 54	5 752 53	5 752 56	5 764 30	5 714 27	5 714 17	5 714 37	5 714 57	5 714 47	5 714 67	5 714 77
5 752 74	5 752 73	5 752 76	5 764 50	5 714 28	5 714 18	5 714 38	5 714 58	5 714 48	5 714 68	5 714 78
5 752 64	5 752 63	5 752 66	5 766 20	5 715 27	5 715 22	5 715 32	5 715 42	5 715 37	5 715 47	5 715 52
5 752 84	5 752 83	5 752 86	5 766 40	5 715 28	5 715 23	5 715 33	5 715 43	5 715 38	5 715 48	5 715 53
5 752 94	5 752 93	5 752 96	5 766 50	5 715 29	5 715 24	5 715 34	5 715 44	5 715 39	-	-
5 753 04	5 753 03	5 753 06	5 766 70	5 715 30	5 715 25	5 715 35	5 715 45	5 715 40	-	-
-	-	-	-	-	-	-	-	-	-	-
-	-	-	-	-	-	-	-	-	-	-
5 756 34	5 756 33	5 756 36	5 764 20	5 716 40	5 716 38	-	-	-	-	-
5 756 54	5 756 53	5 756 56	5 764 40	5 716 41	5 716 39	-	-	-	-	-
5 756 44	5 756 43	5 756 46	5 766 10	5 716 55	5 716 52	-	-	-	-	-
5 756 64	5 756 63	5 756 66	5 766 30	5 716 56	5 716 53	-	-	-	-	-
5 756 74	5 756 73	5 756 76	-	5 716 57	5 716 54	-	-	-	-	-

# Arteor™ German and French standard plate selection charts

60 mm fixing centres - flush and surface-mounting boxes, support frames and plates

Number of modules per mechanism	Surface-mounting boxes	Flush-mounting boxes for dry partitions	Support frames	Plates	PLATES					
					Neutral					
					White	Soft Alu	Graphite	Magnesium	Champagne	Dark Bronze
<b>SQUARE VERSION</b>										
1 module	-	0 800 41	5 760 21 (screws) 5 760 20 (claws)		5 765 40	5 715 61	5 765 52	5 765 47	5 715 81	5 715 91
2 modules	5 723 90	0 800 41	5 760 21 (screws) 5 760 20 (claws)		5 765 60	5 715 62	5 765 62	5 765 67	5 715 82	5 715 92
3 modules	-	0 800 49	5 760 40		5 750 10	5 714 13	5 750 12	5 750 17	5 714 33	5 714 43
2 x 2 modules	5 723 92	0 800 42	2 x 5 760 21		5 750 20	5 715 63	5 750 22	5 750 27	5 715 83	5 715 93
6 modules	-	0 800 43	5 760 12		5 750 40	5 714 15	5 750 42	5 750 47	5 714 35	5 714 45
2 x 6 modules	5 723 96	0 801 26	5 760 22		5 750 60	5 715 65	5 750 62	5 715 75	5 715 85	5 715 95
4 modules	5 723 92	0 800 42	5 760 11		5 750 30	5 714 14	5 750 32	5 750 37	5 714 34	5 714 44
3 x 2 modules	-	0 800 43	3 x 5 760 21		5 750 50	5 715 64	5 750 52	5 750 57	5 715 84	5 715 94
<b>ROUND VERSION</b>										
2 x 1 module 2 modules	5 723 90	0 800 41	5 760 21 (screws) 5 760 20 (claws)		5 756 00	5 716 58	5 756 02	5 716 61	-	-
2 x 2 modules	5 723 92	0 800 42	2 x 5 760 21		5 755 10	5 716 59	5 755 12	5 716 62	-	-
3 x 2 modules	-	0 800 43	3 x 5 760 21		5 755 20	5 716 60	5 755 22	5 716 63	-	-

PLATES

Mirror		Brushed Metal				Reflective Metal			Wood	Signature
Mirror White	Mirror Black	Stainless Steel	Gold Brass	Pink Champagne	Black	Stainless Steel	Black	Gold	Grey Oak	Cube
										
5 765 54	5 765 53	5 765 56	5 762 20	5 715 66	5 715 56	5 715 76	5 715 96	5 715 86	5 715 50	5 715 00
5 765 64	5 765 63	5 765 66	5 762 40	5 715 67	5 715 57	5 715 77	5 715 97	5 715 87	5 715 60	5 715 80
5 752 74	5 752 73	5 752 76	5 764 50	5 714 28	5 714 18	5 714 38	5 714 58	5 714 48	5 714 68	5 714 78
5 750 24	5 750 23	5 750 26	5 762 60	5 715 68	5 715 58	5 715 78	5 715 98	5 715 88	5 715 70	5 715 90
5 750 44	5 750 43	5 750 46	5 762 80	5 714 30	5 714 20	5 714 40	5 714 60	5 714 50	5 714 70	-
-	-	-	-	-	-	-	-	-	-	-
5 750 34	5 750 33	5 750 36	5 762 70	5 714 29	5 714 19	5 714 39	5 714 59	5 714 49	5 714 69	-
5 750 54	5 750 53	5 750 56	-	5 715 69	5 715 59	5 715 79	5 715 99	5 715 89	-	-
5 756 04	5 756 03	5 756 06	5 762 30	5 716 66	5 716 64	-	-	-	-	-
5 755 14	5 755 13	5 755 16	5 762 50	5 716 67	5 716 65	-	-	-	-	-
5 755 24	5 755 23	5 755 26	-	-	-	-	-	-	-	-

## Connected home

connected gateway pack



Must be ordered for any connected installation

### Step 1: Gateway pack for a connected home

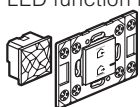


5 742 09

Used to create the radio network and the Wi-Fi connection of the connected installation  
Enables remote control of your home (lighting, roller blinds and electrical appliances) using a smartphone via the Home + Control App and/or voice control with a voice assistant  
Must be ordered to start any connected installation  
To be completed by adding individual connected products  
2.4 GHz Wi-Fi connection required

#### Connected gateway pack Arteor with Netatmo

Pack	Cat.Nos	Description
1	5 742 09	Used to create the radio network and the Wi-Fi connection Composition: - 1 flush-mounted ZigBee/Wi-Fi gateway Mechanisms supplied with cover plates, to be equipped with support frames ((p. 90) and plates (p. 94 to 101) Allows the connection of the installation to the Wi-Fi network and enables control through the Home + Control App and voice assistants (Google Assistant, Amazon Alexa, Apple Siri)* Enables Home + Control service on IFTTT Can be installed in place of an existing product Suitable for flush-mounting box min. depth 35mm
1	5 742 27	- 1 Home/Away wireless master switch with preset life scenes Supplied with cover plate and support frame To be equipped with plates (p. 94 to 101) Used to create the radio network and to control life scenes Life scenes can be customised in the Home + Control App Supplied with CR2032 3 V long-life battery for power supply and 4 removable stickers for fixing the control unit on any substrate LED function for low battery indication
1	5 742 36	○ White
1	5 742 18	● Magnesium ● Champagne ● Soft Alu



\*Availability of voice assistants to be checked in your country

## Connected home

connected light switches



### Step 2: Connected products



5 742 01



5 742 12



5 742 43

Used to create your connected installation, require prior installation of a gateway pack for connected installation

#### Connected light switches Arteor with Netatmo

Pack	Cat.Nos	Description
1	5 742 01	<b>Switch with neutral 250 W, wired, 1 module</b> Mechanisms supplied with cover plates, to be equipped with support frames (p. 90) and plates (p. 94 to 101) For local or remote control of lighting Can be controlled by one or more wireless light switches or mechanical 2-way switches Compatible with all loads Can be installed in place of an existing switch in a flush-mounting box 35 mm deep Locator and indicator LED function
1	5 742 20	○ White
1	5 742 29	● Magnesium
1	5 742 11	● Champagne ● Soft Alu
1	5 742 02	<b>Switch without neutral, 5 - 300 W, with dimmer option, wired, 2 modules</b> Mechanisms supplied with cover plates, to be equipped with support frames (p. 90) and plates (p. 94 to 101) For local or remote control of lighting Can be controlled by one or more wireless light switches Compatible with all loads (dimmable LEDs strongly recommended) Supplied with a bleeder Dimmer mode can be activated from the Home + Control App. Can be installed in place of an existing switch in a flush-mounting box 35 mm deep Locator and indicator LED function
1	5 742 21	○ White
1	5 742 30	● Magnesium
1	5 742 12	● Champagne ● Soft Alu
1	5 742 43	<b>Micromodule switch with neutral, 300 W</b> Used to connect lights with a ceiling box installation Can be controlled by one or more wireless light switches or mechanical push-buttons Paired by tapping the wireless control on the micromodule



Products to be submitted to local tests to ensure a perfect functioning  
Please check with Legrand representative for availability within your country  
Arteor with Netatmo: Please check with Legrand representative for availability within your country (p102-103)

## Connected home

connected outlets



### Step 2: Connected products



5 742 00



5 742 00 + 5 721 04 + 5 752 10



0 648 89



4 120 15

Used to complete your connected installation, require prior installation of a gateway pack for connected installation

#### Connected socket outlet module Arteor with Netatmo - 16A - 230V~ - 3680 W, 1 module

Pack	Cat.Nos	
1	5 742 00	<p>Mechanisms supplied with cover plates, to be equipped with support frames (p. 90) and plates (p. 94 to 101)</p> <p>Allows to create a connected socket outlet for integration into the connected installation</p> <p>To be wired to a traditional socket outlet</p> <p>The connected socket outlet can be paired with one or more wireless light switches</p> <p>Connected socket outlets allow to</p> <ul style="list-style-type: none"> <li>- remotely control electrical appliances</li> <li>- measure instantaneous power</li> <li>- monitor daily and monthly consumption</li> <li>- send notifications in case of abnormal use (overconsumption etc.)</li> </ul> <p>Can be installed in place of an existing socket outlet in a flush-mounting box 40 mm min. depth</p> <p>Indicator LED function</p> <ul style="list-style-type: none"> <li>○ White</li> <li>● Magnesium</li> <li>● Champagne</li> <li>● Soft Alu</li> </ul>
1	5 742 28	
1	5 742 37	
1	5 742 19	



## Connected home

connected curtain/roller blind switches



### Step 2: Connected products



5 742 04

Used to complete your connected installation, require prior installation of a gateway pack for connected installation

#### Connected curtain/roller blind switch Arteor with Netatmo

Pack	Cat.Nos	
1	5 742 04	<p>Mechanisms supplied with cover plates, to be equipped with support frames ((p. 90) and plates (p. 94 to 101)</p> <p>For local and remote control of a 230 V~ roller blind (raise/lower/stop functions and level management)</p> <p>Compatible with roller blinds with mechanical or electronic stop, not compatible with radio-controlled roller blinds</p> <p>Can be paired with one or more roller blind wireless switches</p> <p>Can be installed in place of an existing roller blind switch in a flush-mounting box 35 mm deep</p> <p>1 module - with neutral</p> <ul style="list-style-type: none"> <li>○ White</li> <li>● Magnesium</li> <li>● Champagne</li> <li>● Soft Alu</li> </ul>
1	5 742 22	
1	5 742 31	
1	5 742 13	



#### Connected curtain/roller blind micromodule

Pack	Cat.Nos	
1	0 676 97	<p>For local and remote control of a 230 V~ roller blind (raise/lower/stop functions and level management)</p> <p>Compatible with roller blinds with mechanical or electronic stop, not compatible with radio-controlled roller blinds</p> <p>Can be paired with one or more roller blind wireless switches</p> <p>To be installed in the ceiling box or roller blind box to connect a new or existing roller blind</p>



#### Connected mobile socket outlets

Pack	Cat.Nos	
1	0 648 89	<p>To be plugged directly into an existing socket outlet</p> <p>For control of lights, electrical appliances and large household appliances</p> <p>Can be paired with one or more wireless light switches</p> <ul style="list-style-type: none"> <li>- ON/OFF indicator LED function</li> </ul> <p>Connected mobile socket outlets allow to</p> <ul style="list-style-type: none"> <li>- remotely control electrical appliances</li> <li>- measure instantaneous power</li> <li>- monitor daily and monthly consumption</li> <li>- send configurable notifications</li> </ul> <p>13 A British standard connected mobile socket outlet - 3000 W</p> <ul style="list-style-type: none"> <li>● Graphite</li> </ul>
1	5 742 54	<p>16 A German standard connected mobile socket outlet - 3680 W</p> <ul style="list-style-type: none"> <li>● Graphite</li> </ul>



#### Energy module for rail mounting

Pack	Cat.Nos	
1	4 120 15	<p>Measures the instantaneous and cumulative global electrical consumption of a single phase installation (63A maxi)</p> <p>Sends a notification in case of reaching a configurable limit in the Home + Control App.</p> <p>Delivered with 1 coil</p> <p>1 module</p>





## Step 2: Connected products



5 742 05




5 742 47





5 742 52

Used to complete your connected installation. Require a prior connected installation including a gateway pack

Pack	Cat.Nos	<b>Wireless light switch - 1-gang Arteor with Netatmo</b>
1	5 742 05	<p>Supplied with cover plate and support frame To be equipped with plates (p. 94 to 101) Used to add an extra lighting control Easy pairing by tapping the wired product Controls up to 20 wired products: switches, micromodules, socket outlets Supplied with CR2032 3 V long-life battery for power supply and 4 removable stickers for fixing the control unit on any substrate. LED function for low battery indication</p>  <ul style="list-style-type: none"> <li>○ White</li> <li>● Magnesium</li> <li>● Champagne</li> <li>● Soft Alu</li> </ul>
1	5 742 23	
1	5 742 32	
1	5 742 14	

Pack	Cat.Nos	<b>Wireless light switches - 2-gang</b>
1	5 742 44	<p>Supplied with cover plate and support frame To be equipped with plates (p. 94 to 101) Used to add an extra lighting control Easy pairing by tapping the wired product Controls up to 2 x 20 wired products: switches, micromodules, socket outlets Supplied with CR2032 3 V long-life battery for power supply and 4 removable stickers for fixing the control unit on any substrate LED function for low battery indication</p>  <ul style="list-style-type: none"> <li>○ White</li> <li>● Magnesium</li> <li>● Champagne</li> <li>● Soft Alu</li> </ul>
1	5 742 46	
1	5 742 47	
1	5 742 45	

Pack	Cat.Nos	<b>Wireless motion sensor</b>
1	5 742 52	 <p>Allows to control up to 20 wired switches, micromodules and socket outlets Easy pairing by tapping the wired products Supplied with 2 x AA battery For indoor and outdoor use Recommended distance between 2 sensors: 6 m Recommended installation height: 2.5 m Time delay adjustable from 1 to 30 min Range: 8 m Detection angle: 140° Sensor range adjustable from 2 m to 8 m Light level threshold adjustable from 1 to 1000 lux</p>

Pack	Cat.Nos	<b>Wireless switch on/off module</b>
1	0 676 94	 <p>Allows to transform a mechanical 2-way switch into a wireless on/off switch. Small size for easy integration into the wall box To be paired with one connected switch, micro-module, socket outlet Supplied with CR2032 3V long-life battery for power supply</p>



Products to be submitted to local tests to ensure a perfect functioning  
Please check with Legrand representative for availability within your country  
Arteor with Netatmo: Please check with Legrand representative for availability within your country (p102-103)



# Connected home

## connected wireless scene switches



### Step 2: Connected products



5 742 15



5 742 08



5 742 25

Pack	Cat.Nos	Home/Away wireless master switch Arteor with Netatmo
1	5 742 06	<p>Supplied with cover plate and support frame To be equipped with plates (p. 94 to 101) Used to add an extra Home/Away wireless master switch Works in the same way as the Home/Away wireless master switch included in the gateway pack Home/Away life scenes can be customised in the Home + Control App. Supplied with CR2032 3 V long-life battery for power supply and 4 removable stickers for fixing the control unit on any substrate LED function for low battery indication</p> <ul style="list-style-type: none"> <li>○ White</li> <li>● Magnesium</li> <li>● Champagne</li> <li>● Soft Alu</li> </ul>
1	5 742 24	
1	5 742 33	
1	5 742 15	

1	5 742 08	<p><b>Wake up/Sleep wireless switch Arteor with Netatmo</b></p> <p>Supplied with cover plate and support frame To be equipped with plates (p. 94 to 101) Used to add 2 extra scenes to a connected installation Preset Wake up/Sleep life scenes which can be customised in the Home + Control App. Supplied with CR2032 3 V long-life battery for power supply and 4 removable stickers for fixing the control unit on any substrate LED function for low battery indication</p> <ul style="list-style-type: none"> <li>○ White</li> <li>● Magnesium</li> <li>● Champagne</li> <li>● Soft Alu</li> </ul>
1	5 742 26	
1	5 742 35	
1	5 742 17	

Pack	Cat.Nos	Curtain/roller blind wireless switch Arteor with Netatmo
1	0 676 95	<p>Supplied with cover plate and support frame To be equipped with plates (p. 94 to 101) Used for remote control or centralization of up to 20 wired roller blind switches Pair by tapping on the selected roller blind switch(es) Supplied with CR2032 3 V long-life battery for power supply and 4 removable stickers for fixing the control unit on any substrate LED function for low battery indication 2 modules</p> <ul style="list-style-type: none"> <li>○ White</li> <li>● Magnesium</li> <li>● Champagne</li> <li>● Soft Alu</li> </ul>
1	5 742 07	
1	5 742 25	
1	5 742 34	
1	5 742 16	

Pack	Cat.Nos	Accessory
1	0 648 71	Pack of 3 x 4 extra removable stickers for fixing a wireless control

# MyHOME\_Up

## BUS home system management




0 672 59






BT3488W




BTMYHOMESERVER1

Pack	Cat.Nos	Home Touch 7"
		<p><b>HOME Touch</b></p>  <p>Connected 2 wire handsfree video internal unit integrated with MyHOME_Up system Allows to: - manage video door entry functions and connect Door Entry app (available for Android and iOS) - visualize the status and control MyHOME_Up system and integrated functions (light, automation, temperature, scenarios, Nuvo, ..) Flush mounting installation using the dedicated box ref. BT3487 Installation also possible in wall-mounting existing boxes Does not require dedicated configuration tools</p> <p>● Black ○ White</p>
1	0 672 59	
1	BT3488W	
		<p><b>HOMETOUCH accessories</b></p>
1	BT3487	Flush-mounting box for 7" touch screen Cat.No 0 672 59
1	BT3487AP	Plasterboard bracket

Pack	Cat.Nos	Gateways
		<p><b>Server</b></p> <p>To associate devices during the system starting-up and for the local and remote management of the functions by the user with the specific MyHOME_Up application for Android and iOS smartphones or tablets</p>
1	BTMYHOMESERVER1	
		<p><b>Kit</b></p> <p>Containing MYHOMESERVER1 and AccessPoint for communication between the MyHOME_Up system to which it is connected, and a smartphone or tablet where the MyHome_Up App is installed</p>
1	BTMHSEVERKIT	
		<p><b>Other devices</b></p>
		<p><b>Open/Bacnet Gateway</b></p> <p>Interface for the remote control with Touch Screen of devices Bacnet as Fancoil units, AC units, ATU, VAV units floor heating</p> 
1	F450	
		<p><b>Driver manager</b></p> <p>Integration platform with other brand systems 6 DIN modules 17.5 mm Contact the agency to check the feasibility of specific integrations and to request the licence needed to use the Driver manager</p> 
1	F459	

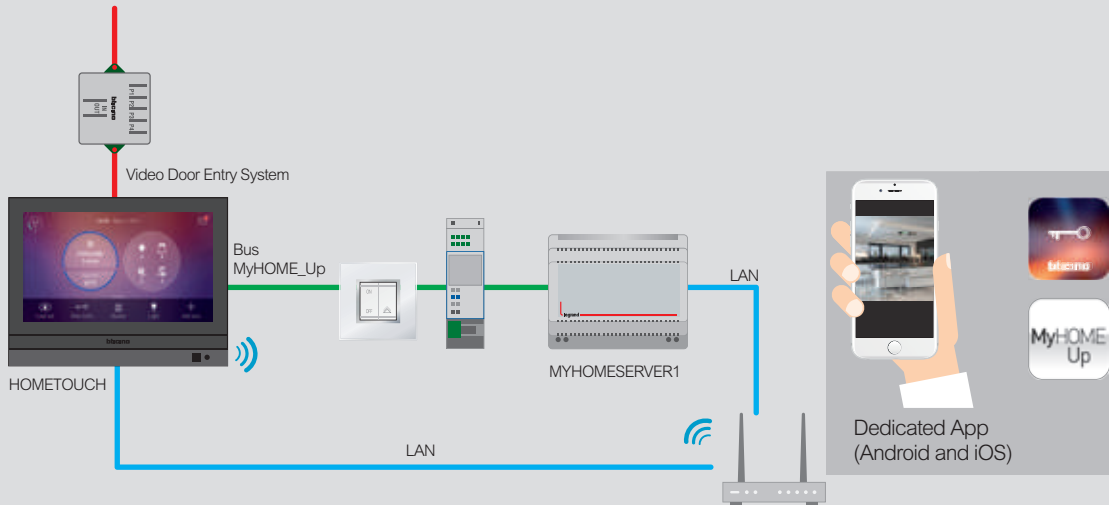
 MyHOME\_Up and Door Entry app for Home Touch, available on APP Store and Google Play



# MyHOME\_Up

## BUS home system management


### MyHOME\_Up



HOMETOUCH can be used as an internal unit for Video Door Entry System and touch screen for the MyHOME\_Up system

Nota: HOMETOUCH connection to network can be done via LAN or via WiFi

### HOMETOUCH as only Video Door Entry system internal unit



HOMETOUCH can be used also just as a Video Door Entry System internal unit  
 + answering a call, opening gates and doors, activation of cameras, communication with other panels  
 + connection with a dedicated app (Android and iOS)

Nota: HOMETOUCH connection to network can be done via LAN or via WiFi



0 675 52 + key cover 5 744 76 + plate Brushed Pink Champagne 5 713 52



0 675 53 + key covers 5 745 16 + 5 745 08 + plate Brushed Black 5 716 26



0 675 58 + key covers 5 745 74 + 5 744 93 + plate Soft Alu 5 713 02



0 675 58 + key cover 5 745 36 + plate Mirror Black 5 756 13



Key covers selection charts p. 110 and 111

Pack	Cat.Nos	For lighting and shutter control
1	0 675 52	<p>For controlling a controller (eg: lighting, shutters or lighting + shutters) depending on the selected configuration Used to manage groups of functions and centralize them (scenario switch type) To be installed in flush-mounting boxes</p> <p><b>For controlling 1 or 2 controllers</b> 2 modules To be equipped with key covers (p. 110) support frames and plates (p. 94 to 101)</p>
1	0 675 54	<p><b>For controlling up to 3 controllers</b> 3 modules To be equipped with key covers (p. 110) support frames and plates (p. 94 to 101)</p>
1	0 675 53	<p><b>For multi-functions control</b> For controlling 1 or 2 controllers (eg: ON/OFF, shutters, scenario control) door release control, dimming: gradual switching on or off depending on the selected configuration To be installed in flush-mounting boxes</p> <p><b>For controlling up to 4 scenarios</b> 2 modules To be equipped with key covers (p. 110) support frames and plates (p. 94 to 101)</p> <p><b>For advanced shutter</b> Point-point, room, group, and general control of the motor controlled rolling shutters, to be used in conjunction with actuators Cat.Nos F401 (p. 112) or 0 675 57. Stop, up, down function Possibility of blade angle adjustment Recall of a previously saved opening/closing position. Recording of the opening/closing position on the control using self-learning procedure</p>
1	0 675 58	<p>2 modules To be equipped with key covers (p. 110): shutter STOP marking and up/down symbol, support frame and plate (p. 94 to 101)</p>

Pack	Cat.Nos	Flush-mounting controller with built-in control for lighting and shutter
1	0 675 61	<p>Actuator with 2 independent relays and 3 wires (with neutral) with built-in controls For single or double loads Used to connect a motor or 2 lighting circuits: 6 A incandescent/halogen lamps 2 A for motors, 2 A for ferromagnetic transformers and electronic transformer Compact fluorescent and LED: 1 A Logic relay interlocking by configuration The device can also be configured to manage a remote actuator, present on the BUS</p> <p>2 modules To be equipped with key covers (p. 110) support frames and plates (p. 94 to 101)</p>
1	0 675 57	<p><b>Flush-mounting controller with built-in control for advanced shutter</b> Max. motor power: 460 W, 230 V~ Motors controlled by interlocking relays or by sending pulses Position status feedback: closed, open, intermediate position Controlled according to different commands: up, down or % opening Logic relay interlocking. Stop, up, down function Possibility of blade angle adjustment Recall of a previously saved opening/closing position. Recording of the opening/closing position on the control using self-learning procedure</p> <p>2 modules To be equipped with key covers (p. 110): shutter STOP marking and up/down symbol, support frame and plate (p. 94 to 101)</p>

# MyHOME\_Up

## BUS touch screens



5 739 05



5 739 12

Supplied complete, equipped with white or black touch plates

Pack	Cat.Nos	Touch control mechanisms
		For controlling 1 or 2 controllers (eg: ON/OFF, shutters, scenario control) sound system, door release control, dimming: gradual switching on or off depending on the selected configuration To be installed in flush-mounting boxes
1	5 739 04	<b>Control up to 4 scenarios</b> 2 modules ○ White - for BS flush-mounting boxes ● Black - for BS flush-mounting boxes
1	5 739 05	
1	5 739 06	○ White - for 2"x 4" flush-mounting boxes ● Black - for 2"x 4" flush-mounting boxes
1	5 739 07	
1	5 739 12	<b>Control up to 6 scenarios</b> 3 modules ○ White ● Black
1	5 739 13	

# MyHOME\_Up

## BUS scenario controllers



5 739 02 (for example scenario IN / OUT / DINNER / RELAX)  
+ plate White 5 756 10



5 745 04 (for example scenario TV/RELAX SLEEP/PARTY) + plate Reflective Gold 5 713 72



0 675 92 + plate Reflective Black 5 713 82

Key covers selection charts **p. 110 and 111**

Pack	Cat.Nos	Scenario controllers
		For controlling a number of controllers and managing 4 scenarios Supplied complete with scenario identification label Equipped with cover plates 2 modules To be equipped with support frames and plates (p. 94 to 101)
1	5 739 02	○ White - round version ● Magnesium - round version
1	5 739 03	
1	5 745 03	○ White - square version ● Magnesium - square version
1	5 745 04	
1	0 675 92	<b>8 push-buttons control</b> For lighting, automation, sound diffusion and scenario functions To be equipped with support frame and plates (p. 94 to 101) 2 modules
		<b>A5 sheets</b> For the customisation of the symbols of Cat.No 0 675 92
1	0 675 96	○ White
1	0 675 95	● Magnesium

# MyHOME\_Up

## BUS key cover selection charts



5 744 86



5 744 81



5 744 76



5 744 79



5 744 69




5 744 80

Compatible with all Arteor control mechanisms (p. 108)

Key cover description	Pack	Number of modules	SQUARE VERSION		
			White ○	Magnesium ●	
Regulation symbol left-hand side mounting	5	1		5 744 87	5 744 86
Regulation symbol right-hand side mounting	5	1			
Regulation symbol	5	2		5 744 89	5 744 88
Light symbol any side mounting	5	1		5 744 75	5 744 74
Light symbol	5	2		5 744 77	5 744 76
Dimmer symbol left-hand side mounting	5	1		5 744 69	5 744 68
Dimmer symbol right-hand side mounting	5	1			
Dimmer symbol	5	2		5 744 71	5 744 70
Up/Down symbol any side mounting	5	1		5 744 93	5 744 92
Up/Down symbol	5	2		5 744 95	5 744 94
GEN marking	5	2		5 744 73	5 744 72
GEN/ON/OFF marking left-hand side mounting	5	1		5 744 83	5 744 82
GEN/ON/OFF marking right-hand side mounting	5	1			
GEN/ON/OFF marking	5	2		5 744 85	5 744 84
ON/OFF marking left-hand side mounting	5	1		5 744 79	5 744 78
ON/OFF marking right-hand side mounting	5	1			
ON/OFF marking	5	2		5 744 81	5 744 80
Shutter STOP marking any side mounting	5	1		5 745 47	5 745 48
Without marking any side mounting	5	1		5 744 65	5 744 64
Without marking	5	2		5 744 67	5 744 66

# MyHOME\_Up

## BUS key cover selection charts (continued)



Compatible with all Arteor control mechanisms (p. 108)

Key cover description	Pack	Number of modules	ROUND VERSION		
			White ○	Magnesium ●	
Regulation symbol left-hand side mounting	5	1		5 745 05	5 745 06
Regulation symbol right-hand side mounting	5	1		5 745 07	5 745 08
Regulation symbol	5	2		5 745 37	5 745 38
Light symbol any side mounting	5	1		5 745 17	5 745 18
Light symbol	5	2		5 745 43	5 745 44
Dimmer symbol left-hand side mounting	5	1		5 745 20	5 745 22
Dimmer symbol right-hand side mounting	5	1		5 745 19	5 745 21
Dimmer symbol	5	2		5 745 41	5 745 42
Up/Down symbol any side mounting	5	1		5 745 15	5 745 16
Up/Down symbol	5	2		5 745 35	5 745 36
GEN marking	5	2		5 745 39	5 745 40
GEN/ON/OFF marking left-hand side mounting	5	1		5 745 24	5 745 26
GEN/ON/OFF marking right-hand side mounting	5	1		5 745 23	5 745 25
GEN/ON/OFF marking	5	2		5 745 31	5 745 32
ON/OFF marking left-hand side mounting	5	1		5 745 28	5 745 30
ON/OFF marking right-hand side mounting	5	1		5 745 27	5 745 29
ON/OFF marking	5	2		5 745 33	5 745 34
Shutter STOP marking any side mounting	5	1		5 745 45	5 745 46
Without marking any side mounting	5	1		5 745 09	5 745 10
Without marking	5	2		5 745 13	5 745 14



F411U2



F411/4



BMSW1003

Load selection charts **p. 113**

Pack	Cat.Nos	Multi-application DIN controllers
1	F411U2	NO contact For lighting and motors 2 DIN modules 17.5 mm
1	F411/4	2 outputs 10 A with neutral connection 4 output 6 A - common phase
1	F411/1NC	Controller with 1 NO/NC relay For lighting: 16 A resistive, 10 A incandescent lamps, 4 A cos φ 0.5 for ferromagnetic transformers and 4 A for fluorescent lamps with 2 DIN modules
<b>DIN controllers for dimming</b>		
For use in conjunction with loads and control mechanisms (p. 108) for dimming control		
1	F418U2	<b>For dimmable LEDs and CFL (Compact Fluorescent Lamps) incandescent, halogen lamps and electronic transformers</b> 2 outputs - loads with separate channels: 1-300 VA / 230 V or 1-150 VA / 110 V - loads with parallelized channels: 2-600 VA / 230 V or 2-300 VA / 110 V
1	0 026 27	6 outputs - 300 VA per output - 230 V - 12 DIN modules 17.5 mm - Not CE marked
1	F413N	<b>For 1-10 V ballasts</b> 500 VA maximum 2 DIN modules 17.5 mm
1	BMDI1002	4 outputs - 1000 VA maximum 10 DIN modules 17.5 mm
1	0 026 33	<b>For DALI protocol</b> Enables communication between the BUS/SCS installation and the lighting appliances controlled by DALI protocol 6 DIN modules 17.5 mm
1	F461U1	<b>For incandescent, halogen 230 V, ELV halogen with electronic or ferromagnetic transformer</b> 6 DIN modules 17.5 mm Automatic recognition of the load 1 output - 1000 W maximum
<b>DIN on/off lighting controllers</b>		
1	BMSW1003	For lighting (commercial sector) 4 outputs 16 A 6 DIN modules 17.5 mm
1	BMSW1005	8 outputs 16 A 10 DIN modules 17.5 mm







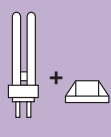
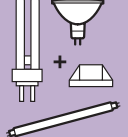

Pack	Cat.Nos	2-relay controller for driving a motor
1	F401	Relay interlocking or pulse based motor drive Position status return: closed, open, intermediate position. Drive following different orders: up, down, or opening Maximum motor power: 460 W, 230 V~ Logic relay interlocking 2 DIN modules 17.5 mm
10	0 488 72	<b>RJ adaptor</b> For connecting Cat.Nos BMSW1003, BMSW1005, F461U1, BMDI1002 to the BUS Male connector
1	F428	<b>Contact interfaces</b> Allow the connection between traditional wiring devices such as switches, time delay switches or external sensors 2 independent contacts 2 DIN modules 17.5 mm
1	3477	Basic modularity to be installed in flush-mounting box
1	3476	<b>Basic module controller</b> For lighting: 2 A resistive or incandescent lamps and 2 A cos φ 0.5 for ferromagnetic transformers Controller/control unit with 1 relay with an input for conventional push-button with NO contact 









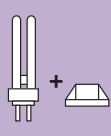
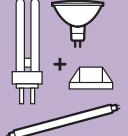

# MyHOME\_Up

## BUS load selection chart

### Actuators and dimmers max. loads at 230 V

Cat.Nos	Installation factor									
		Incandescent lamp Halogen lamp	ELV halogen with ferromagnetic transformer	ELV halogen with electronic transformer	Fluorescent tube lamp	Compact fluorescent lamp	LED lamps	Lamps with 0-10 V ballast	Lamps with DALI ballast	Motors
<b>F411U2</b>	2 DIN	2x2300 W	2x920 VA	2x920 VA	2x920 W	2x500 W	2x500 W	-	-	1x460 W
<b>F411/4</b>	2 DIN	4x460 W	4x460 VA	4x70 VA	4x70 W	4x70 W max 2 lamps	4x70 VA max 2 lamps	-	-	2x460 W
<b>F411/1NC</b>	2 DIN	1x2300 W	1x920 VA	1x920 W	1x920 W	1x500 W max 10 lamps	1x500 W max 10 lamps	-	-	-
<b>BMSW1003</b>	6 DIN	4x3680 W	4x3680 VA	4x3680 VA	4x [10x(2x36 W)]	4x1150 VA	4x500 W	-	-	-
<b>BMSW1005</b>	10 DIN	8x3680 W	8x3680 VA	8x3680 VA	8x [10x(2x36 W)]	8x1150 VA	8x500 W	-	-	-
<b>F401</b>	2 DIN	-	-	-	-	-	-	-	-	1x460 W
<b>0 675 61</b>	2 modules	2x1380 W	2x460 VA	2x460 W	2x460 W	2x250 W	2x250 W	-	-	1x460 W
<b>0 675 57</b>	2 modules	-	-	-	-	-	-	-	-	1x460 W
<b>3476</b>	-	1x460W	1x460 VA	-	-	1x40 W (1 lamp)	1x40 W (1 lamp)	-	-	-
<b>F413N</b>	2 DIN	-	-	-	-	-	-	1x460 W ballast type T5, T8, compact or driver for LED	-	-
<b>BMDI1002</b>	10 DIN	-	-	-	-	-	-	4x1000 VA	-	-
<b>0 026 33</b>	6 DIN	-	-	-	-	-	-	-	8x16 ballasts	-
<b>F461U1</b>	6 DIN	1x1000 W	1x1000 VA	1x1000 VA	-	-	-	-	-	-
<b>F418U2</b>	4 DIN	2x300 W 1x600 W	2x300 VA 1x600 VA	2x300 VA 1x600 VA	-	2x300 VA 1x600 VA	2x300 VA 1x600 VA	-	-	-
<b>0 026 27</b>	12 DIN	6x300 VA	-	-	-	6x300 VA	6x300 VA	-	-	-



### Actuators and dimmers max. loads at 110 V

Cat.Nos	Installation factor									
		Incandescent lamp Halogen lamp	ELV halogen with ferromagnetic transformer	ELV halogen with electronic transformer	Fluorescent tube lamp	Compact fluorescent lamp	LED lamps	Lamps with 0-10 V ballast	Lamps with DALI ballast	Motors
<b>F411U2</b>	2 DIN	2x1100 W	2x440 VA	2x440 VA	2x440 VA	2x 250 W	2x250 W	-	-	1x250 W
<b>F411/4</b>	2 DIN	4x220 W	4x220 VA	4x35 VA	4x35 W	4x 35 W max 2 lamps	4x35 W max 2 lamps	-	-	2x220 W
<b>F411/1NC</b>	2 DIN	1x1100 W	1x440 VA	1x440 W	1x440 W	1x 250 W max 5 lamps	1x250 W max 5 lamps	-	-	-
<b>BMSW1003</b>	6 DIN	4x1760 W	4x1760 VA	4x1760 VA	4x [5x(2x36 W)]	4x 550 VA	4x250 W	-	-	-
<b>BMSW1005</b>	10 DIN	8x1760 W	8x1760 VA	8x1760 VA	8x [5x(2x36 W)]	8x 550 VA	8x250 W	-	-	-
<b>F401</b>	2 DIN	-	-	-	-	-	-	-	-	1x220 W
<b>0 675 61</b>	2 modules	2x660 W	2x220 VA	2x220 W	2x220 W	2x 110 W	2x110 W	-	-	1x250 W
<b>0 675 57</b>	2 modules	-	-	-	-	-	-	-	-	1x220 W
<b>3476</b>	-	1x230 W	1x230 VA	-	-	1x 20 W (1 lamp)	1x20 W (1 lamp)	-	-	-
<b>F413N</b>	2 DIN	-	-	-	-	-	-	1x220 W ballast type T5, T8, compact or driver for LED	-	-
<b>0 026 11</b>	6 DIN	-	-	-	-	-	-	1x500 VA	-	-
<b>BMDI1002</b>	10 DIN	-	-	-	-	-	-	4x500 VA	-	-
<b>0 026 33</b>	6 DIN	-	-	-	-	-	-	-	8x16 ballasts	-
<b>F461U1</b>	6 DIN	1x500 W	1x500 VA	1x500 VA	-	-	-	-	-	-
<b>F418U2</b>	4 DIN	2x150 W 1x300 W	2x150 VA 1x300 VA	2x150 VA 1x300 VA	-	2x150 VA 1x300 VA	2x150 VA 1x300 VA	-	-	-



Check presence and light level continuously, switch off when there is sufficient natural light  
 Automatic switch-on/off (factory setting)  
 Connect to controllers by cord or RJ 45 cable or BUS/SCS cable to be fitted with RJ 45 connector Cat.No. 0 488 72








Pack	Cat.Nos	Sensors ideal for passage areas
1	0 488 20	<b>PIR technology ceiling-mounting lighting management sensor, 360°</b> Range 8 m IP 20 Optimum distance between 2 sensors: 6 m Consumption: 0.2 W on standby Fixes directly to a false ceiling with mounting claws (included) or installed in a Batibox box, depth 50 mm Can be surface-mounted on ceiling using accessory Cat.No 0 488 75
10	0 488 34	<b>PIR technology wall/surface-mounting lighting management sensor, 180°</b> Detection: 6 x 15 front range IP 55 Consumption: 0.5 W on standby For direct surface-mounting on wall Can be mounted on an angle using accessory Cat.No 0 489 71
1	0 488 22	<b>Sensors ideal for working areas</b> <b>Dual technology ceiling-mounting lighting management sensors, 360°</b> Infrared and ultrasonic detection, range Ø 8m Recommended fixing height: 2.5 m IP 20 Optimum distance between 2 sensors: 6 m Consumption: 0.5 W on standby Fixes directly to a false ceiling with mounting claws (included) or installed in a Batibox box, depth 50 mm Can be surface-mounted on ceiling using accessory Cat.No 0 488 75
1	0 488 75	<b>Surface-mounting boxes</b> For ceiling-mounting sensors. Cat.Nos 0 488 04/06/07/09/17/20 and 0 489 18/19/35/36
1	0 489 71	<b>Fixing accessories for angled installations</b> For surface-mounting sensors Cat.Nos 0 488 34 and 0 489 14/16/17/18/20

Pack	Cat.Nos	Arteor 180° motion sensors
1	5 740 46	Automatic sensors with passive IR presence sensor and light sensor Range 8 m for an installation height of 1.2 m Time delay before switch-off and adjustable light level 2 modules IP 41 Consumption 0.3 W on standby
1	5 740 96	<b>PIR motion sensor</b> To be equipped with support frame and plate (p. 94 to 101)  <ul style="list-style-type: none"> <li>○ White</li> <li>● Magnesium</li> </ul>
1	5 740 48	<b>Arteor 180° dual technology presence sensor</b> Automatic sensors with integrated push-button Dual technology passive IR and ultrasonic presence sensor Light sensor Range 8 m for an installation height of 1.2 m Time delay before switch-off and adjustable light level 2 modules IP 41 Consumption 0.5 W on standby
1	5 740 98	<b>Dual technology presence sensor</b> To be equipped with support frame and plate (p. 94 to 101)  <ul style="list-style-type: none"> <li>○ White</li> <li>● Magnesium</li> </ul>

# MyHOME\_Up

## BUS energy management



Pack	Cat.Nos	Consumption indicators	Pack	Cat.Nos	Load and load shedding management
1	3522N	<b>Pulse counter interface</b>  <p>Used to store data from a pulse counter (water, colorimetry, heat or gas)            In countries subject to the ATEX Directive it's mandatory to use a zener barrier/galvanic insulation barrier between the pulse counter interface and the gas meter            The barrier must comply with the ATEX directive and must be installed outside the ATEX zone            Install one pulse counter interface per meter to measure the consumption individually            Consumption data stored hour by hour, and kept for several years (12 years)            Display can be in the form of histograms or statistical data</p>	1	F521	<b>Central control unit</b>  <p>Used to define an energy threshold and manage load shedding priorities set on controllers to avoid unwanted interruptions as a result of exceeding the energy contract            Manages up to 63 controllers            The max. authorised power threshold can be defined            The settings can be activated/deactivated from the touch screen            Instantaneous and cumulative display of circuit consumption on the touch screen            Integrated memory module            For installation in the consumer unit            1 DIN module 17.5 mm</p>
1	F520	<b>Consumption indicator for 3 circuits</b>  <p>For single phase installations            Supplied with a toroid and its link            Each toroid can monitor one circuit            The consumption indicator can take up to 3 toroids, for monitoring 3 separate circuits            Several consumption indicators can be installed to monitor more than 3 circuits on the installation.            Instantaneous and cumulative display of the consumption for each circuit and display of consumption on touch screens            Display can be in the form of histograms or statistical data            Consumption data can be stored for 1 year, hour by hour, 2 years day by day or 12 years month by month</p>	1	F523	<b>16 A controller</b>  <p>Used to define a priority level for a circuit in the context of a load shedding function            For installation in the consumer unit            1 DIN module 17.5 mm            Can be used as an electronic control box controller and/or an energy management controller</p>
1	3523	<b>Additional toroid</b>  <p>Operates with consumption indicator Cat.No 0 035 55            Also operates with controller Cat.No F522 for load diagnostics 90 A max.            Cable cross-section 25 mm<sup>2</sup> max.</p>	1	F522	<b>16 A controller with consumption measurement</b>  <p>Used to define a priority level for a circuit in the context of a load shedding function            For installation in the consumer unit            1 DIN module 17.5 mm            Can be used as an electronic control box controller and/or an energy management controller            Measures the consumption of the load being controlled and displays instantaneous and cumulative consumption with separate reset            Diagnostics of the load being controlled with use of toroid Cat.No 3523</p>
10	3508BUS	<b>Connectors</b> Spare parts for consumption indicator Cat.No F520 and controllers Cat.Nos F521, F523 and F522 			
10	3508U2	BUS connector, depth 3.81 mm 2-pole connector			
10	3508U3	3-pole connector			

## MyHOME\_Up

### BUS temperature control



0 674 59 + plate Cube  
5 714 02



BT3454

Pack	Cat.Nos	Arteor display thermostats
1	0 674 59	<p><b>Flush mounting thermostat with backlit display</b> Can be used to control the temperature of an individual zone Features a temperature probe and an input for connecting a contact line (e.g. window contact) Can be used to manage different types of systems, and to adjust the fan speed when fan coils are used Possibility of automatic operation (summer/winter), with compatible systems 2 modules</p> <p>To be equipped with support frame and plates (p. 94 to 101)</p>
1	BT3454	<p><b>Temperature probe</b> Temperature interface with input for external sensors. Can work as master and slave probe Compatible with external temperature sensors Cat.No BT3457 and Vantage VT-FLUSHSENSOR</p>
1	F430/2	<p><b>DIN rail actuators 100/240 V~ - 50/60 Hz</b> <b>Actuator with 2 independent relays</b> For single and double loads: 6 A resistive, 3 A motorised valves and pumps 2 DIN modules 17.5 mm</p>
1	F430/4	<p><b>Actuator with 4 independent relays</b> For single, double or mixed loads: 6 A resistive, 3 A motorised valves, pumps and fan-coils 2 DIN modules 17.5 mm</p>
1	F430R8	<p><b>DIN actuators for the control of ON/OFF valves, motorised valves, pumps and fan coils with 0-10V proportional valves</b> Actuator with 8 independent relays for the control of on-off valves, motorised valves (open-close and three-point valves), pumps and fan coils with 2 and 4 tubes 4 A resistive, 1 A motorised valves, pumps and fan coils 4 DIN modules 17.5 mm</p>
1	F430R3V10	<p>Actuator with 3 independent relays and 2 x 0-10 Volt outputs for the control of fan coils with 2 and 4 tubes with 0-10 Volt proportional valves 4 A resistive, 1 A fan coils 4 DIN modules 17.5 mm</p>
1	F430V10	<p>Actuator with 2 x 0-10 Volt outputs for the control of 0-10 V proportional valves 2 DIN modules 17.5 mm</p>

## MyHOME\_Up

### BUS common accessories



E46ADCN



F425



F422

Load selection charts p. 113

Pack	Cat.Nos	BUS power supplies
1	E46ADCN	<p><b>27 V<sub>DC</sub> - 1.2 A</b> Maximum consumption: 300 mA Maximum current supplied: 1.2 A 8 DIN modules 17.5 mm Input voltage: 230 V~ - output voltage 27 V<sub>DC</sub> Input voltage: 127 V~ - output voltage 27 V<sub>DC</sub></p>
1	E46ADCN/127	
1	E49	<p><b>27 V<sub>DC</sub> - 0.6 A</b> Maximum current supplied: 0.6 A 2 DIN modules 17.5 mm Input voltage: 230 V~ - output voltage 27 V<sub>DC</sub></p>
1	346020	<p><b>Additional power supply</b> Provides power for Webserver 2 DIN modules 17.5 mm</p>
1	L4669	<p><b>BUS/SCS cables</b> Conform to IEC 45-5 and IEC 20-20 Grey Length 100 m Length 500 m Length 1000 m Supplied on wooden reels</p>
1	L4669/500	
1	L4669KM1	
10	3515	<p><b>BUS spare clamp</b> Used to connect the various system components (controls, dimmers, etc) to the BUS line Male connector</p>
1	3559	<p><b>USB cable</b> Programming cable</p>
1	F425	<p><b>Additional DIN devices</b> <b>Memory module for actuators</b> Restore the last state of an actuator in case of a power failure 2 DIN modules 17.5 mm</p>
1	F422	<p><b>SCS-SCS gateway (extension)</b> Allows the extension of the installation or the integration between different functions Suitable for larger installations 2 DIN modules 17.5 mm</p>

## Other devices MyHOME™

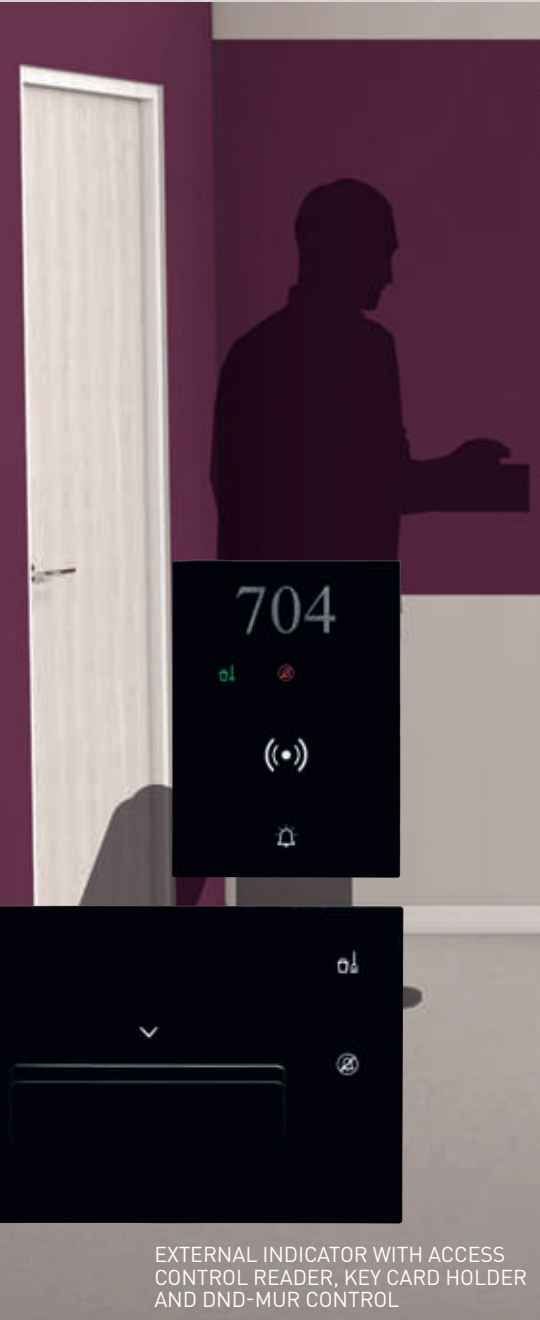


These products cannot be used to configurate MyHOME\_Up

Pack	Cat.Nos	Plug-in jumpers	Pack	Cat.Nos	Local management
		<p><b>Jumpers</b> Used to associate an address with the different system components</p>			<p><b>MyHOME screen 3.5"</b> 3.5" colour touch screen for the management of light functions, automation, burglar alarm, temperature control, sound system, scenarios and energy management Equipped with front panel USB connector for setup and ready for Open Webnet programming language To be installed in flush-mounting box Cat.Nos 0 892 79 or 0 893 79 Equipped with surround, to be equipped with special plates (p. 96-97)</p>
1	3501/0	0	1	5 739 58	<p><b>MyHOME screen 10"</b> 10" LCD capacitive touch screen used for: - management of MyHOME, Nuvo and video door entry system - management of multimedia contents (Ethernet, USB, SD card) - management of customised profiles Navigation by rooms Possibility of customizing background images Wall-mounting installation Supplied complete with plates Requires power supply unit Cat.No 3 460 20</p>
1	3501/1	1	1	0 672 19	<p>○ White ● Black</p>
1	3501/2	2	1	0 672 28	
1	3501/3	3			
1	3501/4	4			
1	3501/5	5			
1	3501/6	6			
1	3501/7	7			
1	3501/8	8			
1	3501/9	9			
1	3501/GEN	GEN			
1	3501/GR	GR			
1	3501/AMB	AMB			
1	3501/AUX	AUX			
1	3501/ON	ON			
1	3501/OFF	OFF			
1	3501/O/I	O/I			
1	3501/PUL	PUL			
1	3501/SLA	SLA			
1	3501/CEN	CEN			
1	3501/T	↑↓			
1	3501/TM	↑↓M			
1	3501K/1	Kit with: AUX, GEN, GR, AMB, ON, OFF, O/I, PUL, SLA, CEN, ↑↓, ↑↓M (10 pieces of each figure)			
1	3501K	Kit with «0 to 9» jumpers (10 of each number)			
1	3502	<b>Plier</b> Plier for plug-in jumpers			
		<p><b>Central units for temperature control</b> Equipped with square version keypad cover plates To be equipped with special plates (p. 96-97) Supplied with flush-mounting box and 7.2 V battery Cat.No 3506 Can manage up to 99 zones</p>			<p><b>Remote management</b> <b>Web server gateway TCP-IP</b> Audio/video web server for the remote and local control of the system using web pages or specific software programs and apps. The device can operate as a gateway for the use of the MyHOME_Suite software 6 DIN modules</p>
1	5 739 18	○ White	1	F454	<p><b>MyHOME gateway</b> Gateway device for remote and local management of the MyHOME system using specific software programs and apps Can also be used as gateway for virtual configuration of devices using MyHOME_Suite 1 DIN module</p>
1	5 739 19	● Magnesium	1	F455	
1	3550	<p><b>Central unit for temperature control</b> Central unit for the management of a temperature control system with up to 99 zones - the product also includes the TiThermo Basic software for programming from PC - wall mounted installation or in MULTIBOX enclosures</p>			<p><b>Other devices</b> <b>Supervision software</b> Can be used in order to tune up the system's functions through a computer, and to follow them on real time basis</p>
1	3506	<p><b>Battery for temperature control central unit</b> 7.2 V battery for central unit</p>	1	MHVISUAL	<p><b>Scenario programmer</b> Device for the execution of scenarios programmed using MyHOME_Suite software. The scenario may be combined with times and dates, manual activations, events generated by the systems</p>
1	3506		1	MH202	

# Guest room management system

ENTRANCE AREA



EXTERNAL INDICATOR WITH ACCESS CONTROL READER, KEY CARD HOLDER AND DND-MUR CONTROL



LIVING AREA



6-SCENE TOUCH CONTROL



6-SCENE TOUCH CONTROL





SLEEPING AREA



Thanks to the Legrand Guest Room Management System, different scenes can be set in each guest room for a new and unique experience.

The objective is to consistently satisfy guests' needs and expectations in their rooms. They will appreciate the ability to control the lighting, the curtains, the temperature and the fan control unit easily through the user friendly interfaces. Using Legrand multimedia connectivity solutions, your guests will be able to connect and use their high-tech equipment in their rooms.



BESIDE PANEL WITH 6 SCENES AND TEMPERATURE CONTROL



DIGITAL THERMOSTAT

> **Arteor** version (p. 106)





5 740 89



0 675 92 + plate Reflective Black  
5 713 82



0 674 59 + plate Cube 5 714 02



5 739 05

Support frame and plate selection charts **p. 94-101**

Pack	Cat.Nos	Touch control scenario controllers
1	5 740 89	<b>4-scene touch control - 4 scenarios</b> "wake up / sleep / TV / relax" scenarios - 2 modules Touch control plates, supplied complete, to be installed in BS flush-mounting boxes ○ White ● Black
1	5 745 89	
1	0 675 92	<b>Scenario controller</b> 8 push-buttons control for lighting, automation, sound diffusion and scenario functions For controlling a number of controllers and managing 4 scenarios <b>4 scenarios</b> 2 modules Equipped with cover plates Supplied complete with scenario identification label To be equipped with support frame and plates (p. 94 to 101)
1	0 675 96	<b>Accessories</b> <b>A5 sheets</b> For the customisation of the symbols of Cat.No 0 675 92 ○ White ● Magnesium
1	0 675 95	

Pack	Cat.Nos	Multi-functions touch control mechanisms
1	5 739 04	For controlling 1 or 2 controllers (eg: ON/OFF, shutters, scenario control) sound system, door release control, dimming: gradual switching on or off depending on the selected configuration Supplied complete, equipped with white or black touch plates To be installed in flush-mounting boxes <b>Up to 4 scenarios - 2 modules</b> ○ White - for BS flush-mounting boxes ● Black - for BS flush-mounting boxes
1	5 739 05	
1	5 739 06	○ White - for 2"x 4" flush-mounting boxes ● Black - for 2"x 4" flush-mounting boxes <b>Up to 6 scenarios - 3 modules</b> For installation in BS, Italian or US flush-mounting boxes ○ White ● Black
1	5 739 07	
1	5 739 12	<b>Display thermostat</b> Flush mounted thermostat with backlit display. To be equipped with Arteor support frame and plates (p. 94 to 101) Can be used to control the temperature of an individual zone, both if a temperature central unit is and is not present. Features a temperature probe and an input for the connection of a contact line (e.g. window contact). Can be used for the management of different types of systems, and the adjustment of the fan speed when fan coils are used Possibility of automatic operation (summer/winter), with compatible systems 2 modules
1	5 739 13	
1	0 674 59	





## Hotel equipment

### Arteor BUS (continued)



0 675 90 + plate Reflective  
Stainless Steel 5 713 62



0 675 93 + key plate  
5 743 97 + plate Mirror Black 5 752 13

Support frame and plate selection charts p. 94-101

Pack	Cat.Nos	Keycard switches BUS/SCS
1	5 722 35	<p>Equipped with rocker plates, to be equipped with support frames (p. 90) and plates (p. 94 to 101) For energizing a circuit by inserting a key fob Time delay of approx. 30 sec. after card removal Lighting of the slot by LED 2 modules</p> <p><b>Mechanical keycard switch</b></p> <p>○ White ● Magnesium</p> <p><b>RFID keycard switch</b> Only works with ISO 13.56 MHz badges</p> <p>○ White ● Magnesium</p>
1	5 727 35	
1	5 722 36	<p><b>DO NOT DISTURB – MAKE UP THE ROOM control indicators</b></p> <p>To be equipped with support frames (p. 90) and plates (p. 94 to 101)</p> <p>External indicator and bell pushbutton External indicator and bell pushbutton + badge reader</p>
1	5 727 36	
1	0 675 90	<p><b>DO NOT DISTURB – MAKE UP ROOM mechanism to be equipped</b></p> <p><b>Mechanism</b></p> <p>2 modules To be equipped with key cover, support frames (p. 476) and plates (p. 480 to 487)</p>
1	0 675 91	
5	5 743 46	<p><b>Cover plates with DO NOT DISTURB symbol - 2 modules</b></p> <p>○ White ● Magnesium</p> <p>○ White ● Magnesium</p> <p><b>Couple of cover plates with DO NOT DISTURB symbol and MAKE UP ROOM symbol</b></p> <p>○ White ● Magnesium</p> <p>○ White ● Magnesium</p>
5	5 743 47	
5	5 743 48	
5	5 743 49	
2	5 743 94	<p><b>Software</b></p> <p>Software for the monitoring of the status of the room, for the corresponding basic management and the programming of badges</p> <p>For hotels with up to 20 rooms</p>
2	5 743 95	
2	5 743 96	
2	5 743 97	

## Hotel equipment

### equipment for reception, room and infrastructure



Pack	Cat.Nos	Reception products
5	0 675 89	<p><b>Badge - key card</b></p> <p>Credit card shaped badge (ISO 50 x 80 mm) It uses transponder technology with frequency 13.56 MHz To be used with programmer Cat.No 348402 The badge can be customized and is sold in packs of 10</p>
1	348402	<p><b>Programmer</b></p> <p>Desk device to be connected to the PC (at the reception) to program badges</p>
1	MH201	<p><b>Room products</b></p> <p><b>IP scenario module</b></p> <p>Manages scenarios related to hotel rooms (With basic time and logic conditions) Works as a gateway for the Configuration software</p> <p><b>Bacnet Room Controller Units</b></p> <p>Power modules equipped with output contacts for controlling: - different types of ON/OFF load (lighting, roller shutters, contactors, motors, etc.) - a DALI dimming output for 64 ballasts max. Loads are managed by the controls to which they are linked: either by BUS SCS controls, or by wired connection input terminals (switches, push-buttons, volt-free contacts)</p> <p>8 inputs - 10 outputs 8 DIN modules 17.5 mm 16 inputs - 16 outputs 12 DIN modules 17.5 mm</p>
1	0 484 08	<p><b>Infrastructure products</b></p> <p>To be associated with Cat.No MH201</p> <p><b>IP server</b></p> <p>To be used in systems with over 100 rooms or zones (over 100 Cat.Nos 0 035 96 installed) 6 DIN modules 17.5 mm</p> <p><b>Driver manager</b></p> <p>Integration platform with other brand systems 6 DIN modules 17.5 mm Contact the agency to check the feasibility of specific integrations and to request the licence needed to use the Driver manager</p> <p><b>Softwares</b></p> <p>Software for the monitoring of the status of the room, for the corresponding basic management and the programming of badges</p> <p>For hotels with up to 20 rooms</p>
1	0 484 12	
1	F458	<p>For hotels over 20 rooms</p>
1	F459	
1	3544SW	
1	3546SW	



0 487 77





0 487 74





0 487 72



0 487 73

Pack	Cat.Nos	Scenario controllers
1	0 487 77	<p>To be equipped with support frame Cat.No 0 487 79 (p. 123)</p> <p><b>2-scene and DO NOT DISTURB – MAKE UP ROOM activation</b>                      4 gang touch plate wake up, sleep, DO NOT DISTURB – MAKE UP ROOM                      ● Black</p> 
1	0 487 74	<p><b>6-scene activation</b>                      6 gang touch plate wake up, sleep, TV, Master OFF, Open/close curtains                      ● Black</p> 

Pack	Cat.Nos	Bedside panel BUS/SCS
1	0 487 72	<p>Temperature control, DO NOT DISTURB activation and 5 scenes controls (Master OFF, wake up, sleep, TV, reading)                      To be equipped with support frame Cat.No 0 487 79 (p. 123)                      ● Black</p> 
1	0 487 73	<p><b>Display thermostat</b>                      ● Black                      Features a temperature and humidity probe and an input for connecting a contact line (e.g. window contact)                      Can be used to manage different types of systems, and to adjust the fan speed when fan coils are used                      Possibility of automatic operation (summer/winter), with compatible systems                      To be equipped with support frame Cat. No 0 487 79</p> 

 Product customisation possible using software available on [www.uxforupscalehotel.legrand.com](http://www.uxforupscalehotel.legrand.com)



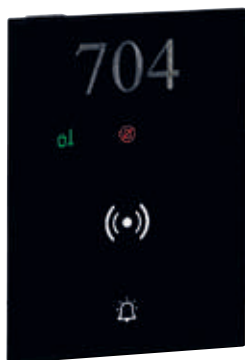
# Hotel equipment - user interfaces

BUS (continued)



# Hotel equipment

equipment for reception, room and infrastructure



0 487 76



0 487 70



348402

MH201

F458

Pack	Cat.Nos	Control indicators for room management
1	0 487 75	To be equipped with support frame Cat.No 0 487 79 <b>DO NOT DISTURB – MAKE UP ROOM external indicator and bell push-button</b> ● Black
1	0 487 76	<b>DO NOT DISTURB – MAKE UP ROOM external indicator and bell push-button + badge reader</b> ● Black
1	0 487 78	<b>Movement detector</b> PIR sensor for virtual key-card function To be installed in false ceiling Ø20 mm It detects guest presence and activates room functions
1	0 487 70	<b>Keycard switches BUS/SCS</b> DO NOT DISTURB – MAKE UP ROOM activation 2 modules To be equipped with support frame Cat.No 0 487 79 <b>Keycard reader with badge discrimination (guest or staff)</b> ● Black Enable launching of different actions depending on guest or staff incoming
1	0 487 71	<b>Keycard holder</b> Only works with ISO 13.56 MHz badges ● Black
1	0 487 79	<b>Accessories</b> <b>Support frame</b> For flush mounting in 2 and 3 modules flush-mounting boxes
1	0 487 88	<b>Flush mounting accessory</b> For extra-slim flush-mounting installation (e.g furniture) Replace use of support frame Cat.No 0 487 79

Pack	Cat.Nos	Reception products
5	0 675 89	<b>Badge - key card</b> Credit card shaped badge (ISO 50 x 80 mm) It uses transponder technology with frequency 13.56 MHz To be used with programmer Cat.No 348402 The badge can be customized and is sold in packs of 10
1	348402	<b>Programmer</b> Desk device to be connected to the PC (at the reception) to program badges
1	MH201	<b>Room products</b> <b>IP scenario module</b> Manages scenarios related to hotel rooms (With basic time and logic conditions) Works as a gateway for the Configuration software
1	0 484 08	<b>Bacnet Room Controller Units</b> Power modules equipped with output contacts for controlling: - different types of ON/OFF load (lighting, roller shutters, contactors, motors, etc.) - a DALI dimming output for 64 ballasts max. Loads are managed by the controls to which they are linked: either by BUS SCS controls, or by wired connection input terminals (switches, push-buttons, volt-free contacts)
1	0 484 12	8 inputs - 10 outputs 8 DIN modules 17.5 mm 16 inputs - 16 outputs 12 DIN modules 17.5 mm
1	F458	<b>Infrastructure products</b> To be associated with Cat.No MH201 <b>IP server</b> To be used in systems with over 100 rooms or zones (over 100 Cat.Nos 0 035 96 installed) 6 DIN modules 17.5 mm
1	F459	<b>Driver manager</b> Integration platform with other brand systems 6 DIN modules 17.5 mm Contact the agency to check the feasibility of specific integrations and to request the licence needed to use the Driver manager
1	3544SW	<b>Softwares</b> Software for the monitoring of the status of the room, for the corresponding basic management and the programming of badges For hotels with up to 20 rooms
1	3546SW	For hotels over 20 rooms



5 735 02 + plate Graphite  
5 756 12



5 735 03 + plate Gold Brass  
5 761 00



5 735 12



0 490 31



0 674 64 + plate Cube 5 714 02

Support frame and plate selection charts **p. 94-101**  
Key covers selection chart **p. 110-111**

Directly connected to the KNX BUS (supplied with KNX connectors)  
Programming through ETS software

Pack	Cat.Nos	Arteor KNX control mechanisms
1	0 675 71	<p>For lighting control (ON/OFF, dimming, scenario...), shutters and slats controls and automation control Equipped with programmable LEDs (12 colours available) to indicate the status of the loads and provide system and alarm status feedback</p> <p><b>Mechanism to be equipped - 4 actuation points</b> 2 modules To be equipped with key covers (p. 110) support frames and plates (p. 94 to 101)</p> <p><b>4 actuation points</b> With label holder To be equipped with support frames and plates (p. 94 to 101)</p> <p>○ White - square version ● Magnesium - square version</p>
1	5 742 03	<p>○ White - square version</p>
1	5 744 04	
1	5 735 02	<p>○ White - round version</p> <p>● Magnesium - round version</p>
1	5 735 03	
1	5 735 04	<p><b>Touch control mechanisms - 4 actuation points</b> Supplied with glass plates Upon request, customization of plates possible with any other standard symbols (please contact us)</p> <p>○ White ● Black</p>
1	5 735 05	
1	5 735 12	<p><b>Touch control mechanisms - 6 actuation points</b> Supplied with glass plates Upon request, customization of plates possible with any other standard symbols (please contact us)</p> <p>○ White ● Black</p>
1	5 735 13	

Pack	Cat.Nos	Room Controller Units
1	0 484 18	<p>Power modules equipped with output contacts for controlling: - different types of ON/OFF load (lighting, roller shutters, contactors, motors, etc.) - a DALI dimming output for 64 ballasts max. Loads are managed by the controls to which they are linked: either by BUS/KNX controls, or by wired connection input terminals (switches, push-buttons, volt-free contacts). Multiphase connection and consumption measurement.</p>
1	0 484 22	<p>8 inputs - 10 outputs 8 DIN modules 17.5 mm</p> <p>16 inputs - 16 outputs 12 DIN modules 17.5 mm</p>
1	0 490 31	<p><b>KNX thermostat</b></p> <p>For fan coil units: 2 tubes, 2 tubes + 2 wires and 4 tubes for heating and/or air conditioning For controlling on/off valves, 3 positions and 3 speeds (fan): comfort, economy and protection with manual or automatic selection. Adjustment accuracy + 0.5 °C 2 multi-function inputs for window contacts, summer/winter changeover, etc Backlit display Operating voltage 230 V~ Supplied complete with dedicated flush-mounting box</p> <p>○ White</p>
1	0 674 64	<p><b>Arteor temperature control</b></p> <p>1,6" backlight display with 4 push-buttons and embedded a temperature probe Used to manage different types of heating/cooling system (FCU, heating/cooling valve, fan, electric load, ...) in combination through KNX with dedicated HVAC controller (for details see dedicated KNX brochure) - monitoring the ambient temperature with desired unit -adjustment of the temperature set-point and/or fan speed -selection of operating mode(comfort, protection) To be installed in flush-mounting boxes 2 modules To be equipped with support frames and plates (p. 94 to 101)</p>

# Hotel equipment

## Arteor wiring devices



5 722 69



5 710 55



5 722 53



0 767 11



5 721 53

Support frame and plate selection charts **p. 94-101**

Mechanisms supplied with rocker plates, to be equipped with support frames (p. 90) and plates (p. 94 to 101)

Pack	Cat.Nos	MediaHub
1	5 722 69	<p>Allows the user to:</p> <ul style="list-style-type: none"> <li>- watch films from a PC or camcorder on TV: HDMI socket</li> <li>- watch the content of a USB stick on TV: 1 A USB Data socket</li> <li>- charge devices: USB socket (total power 3 A)</li> <li>- listen to music from a smartphone, tablet, etc on TV: Bluetooth function</li> </ul> <p>Inputs: 2 USB chargers including 1 USB Data, HDMI, Bluetooth audio Output: HDMI and USB Data Power supply with transformer provided 2 modules</p> <p>○ White ● Magnesium</p>
1	5 727 69	

Pack	Cat.Nos	Mechanical key card switches
1	5 722 30	<p>For energizing a circuit by inserting a key fob Cat.No 5 722 59 or a smart card (access card for a hotel room) Example of use: hotel room power supply only when guest is present Time-delay of approx. 30 sec. after card removal To be equipped with single pole latching relay Cat.Nos 5 722 27 or 5 727 27 (p. 72) 2 modules</p> <p><b>Key card switches 230 V</b></p> <p>○ White ● Magnesium ● Champagne ● Soft Alu</p>
1	5 727 30	
1	5 700 55	
1	5 710 55	

Pack	Cat.Nos	Key card switches RFID
1	5 722 53	<p>For energizing a circuit for example meeting room, office, hotel room... Works only with ISO type contactless key card Cat.Nos 0 767 11/12/13 or other ISO type 13.56 MHz key card Time-delay of approx. 30 sec. after card removal Low capacity contact 230 V - 30 VA Lighting of the slot by LED 2 modules</p> <p>○ White ● Magnesium ● Champagne ● Soft Alu</p>
1	5 727 53	
1	5 727 37	
1	5 722 37	

Pack	Cat.Nos	Key card switches
10	5 722 59	<p><b>For mechanical key card switches</b> Enable use of key fob switches in hotels with key locks Supplied complete with a label holder for individual hotel identification</p> <p>○ White ● Magnesium</p>
10	5 727 59	
10	0 767 11	<p><b>For RFID key card switches</b> MIFARE contactless badge card ISO format (50 x 80 mm) Chip: 13.56 MHz Standard 1 KB memory</p>
1	5 721 55	<p><b>Shaver sockets</b> Conform to BS EN 61558-2-5. IP 24 For use with European, British, American, Australian 2-pin plugs. Screwless live and neutral terminals Double wound isolating transformer Automatic self-resetting overload feature Plug insertion operates micro-switch which energises transformer To be equipped with BS 2 gang - 3-module plates (p. 94-95) For flush-mounting boxes, use BS 2 gang box depth 48 mm, US type, Italian type boxes depth 48 mm or Cat.No 0 801 55 Power supply: 230 V - 50/60 Hz 3 modules</p> <p><b>230 V / 120-230 V</b></p> <p>○ White ● Magnesium ● Champagne ● Soft Alu ○ White - with earth connector ● Magnesium - with earth connector ● Champagne - with earth connector ● Soft Alu - with earth connector</p>
1	5 726 55	
1	5 726 66	
1	5 726 65	
1	5 721 53	
1	5 726 53	
1	5 727 64	
1	5 727 62	

Pack	Cat.Nos	Chimes
1	5 722 06	<p>230 V - 50 Hz Consumption: 65 mA 1 melody Tone level: 73 dB at 1 m Compatible with push-button Cat.No 0 416 45</p> <p>○ White ● Magnesium</p>
1	5 722 46	

# Hotel equipment

## Arteor wiring devices square version



5 737 22



5 720 57



5 737 78



5 725 54



5 737 81

Support frame and plate selection charts **p. 90 to 101**

Mechanisms supplied with rocker plates, to be equipped with support frames (p. 90) and plates (p. 94 to 101)

Pack	Cat.Nos	Lighting control
		<b>Master switch - 2 modules</b> 2-way double pole 20 AX - 250 V~ for general control: all ON / all OFF
10	5 732 84	<ul style="list-style-type: none"> <li>○ White</li> <li>● Magnesium</li> <li>● Champagne</li> <li>● Soft Alu</li> </ul>
10	5 737 84	
10	5 737 89	
10	5 737 88	
		<b>Master push-button - 2 modules</b> 2-way 6 A - 250 V~ for general control: all ON/ all OFF
10	5 732 86	<ul style="list-style-type: none"> <li>○ White</li> <li>● Magnesium</li> <li>● Champagne</li> <li>● Soft Alu</li> </ul>
10	5 737 86	
10	5 737 99	
10	5 737 98	
		<b>Switch for bed lights - 2 x 1 module</b> 2 x 2-way switch - 10 AX - 250 V~
10	5 732 94	<ul style="list-style-type: none"> <li>○ White</li> <li>● Magnesium</li> <li>● Champagne</li> <li>● Soft Alu</li> </ul>
5	5 737 94	
5	5 737 63	
5	5 737 62	
		<b>Push-button for bed lights - 2 x 1 module</b> 2 x 2-way push-button - 6 A - 250 V~
10	5 732 96	<ul style="list-style-type: none"> <li>○ White</li> <li>● Magnesium</li> </ul>
5	5 737 96	

Pack	Cat.Nos	Electric roller blinds control - 250 VA
		<b>Double switch 10 A - 2 modules</b> For direct control of a motor (mechanism with fixed positions)
10	5 732 22	<ul style="list-style-type: none"> <li>○ White</li> <li>● Magnesium</li> <li>● Champagne</li> <li>● Soft Alu</li> </ul>
10	5 737 22	
10	5 737 76	
10	5 737 75	
		<b>Double push-button 10 A - 2 modules</b> For control via automatic box (N/O mechanism)
10	5 732 24	<ul style="list-style-type: none"> <li>○ White</li> <li>● Magnesium</li> </ul>
10	5 737 24	

Pack	Cat.Nos	Curtain control - 250 VA
		<b>Double switch 10 A - 2 modules</b> For direct control of a motor (mechanism with fixed positions)
10	5 732 34	<ul style="list-style-type: none"> <li>○ White</li> <li>● Magnesium</li> </ul>
10	5 737 34	
		<b>Double push-button 10 A - 2 modules</b> For control via automatic box (N/O mechanism)
10	5 732 36	<ul style="list-style-type: none"> <li>○ White</li> <li>● Magnesium</li> </ul>
10	5 737 36	


Pack	Cat.Nos	Hotel bedroom call indicators
		Enable the resident to inform hotel staff of the room status Two settings are possible: - Do not disturb - Please clean the room 2 x 1 module
		<b>Indicator for corridor</b> Indicator lamp and bell push Installed in the corridor, display calls Supplied with LED
5	5 720 57	<ul style="list-style-type: none"> <li>○ White</li> <li>● Magnesium</li> <li>● Champagne</li> <li>● Soft Alu</li> </ul>
5	5 725 57	
5	5 737 78	
5	5 737 77	
		<b>Internal control unit</b> Allows the user to select the desired setting Supplied with LED
5	5 720 54	<ul style="list-style-type: none"> <li>○ White</li> <li>● Magnesium</li> <li>● Champagne</li> <li>● Soft Alu</li> </ul>
5	5 725 54	
5	5 737 82	
5	5 737 81	

# Hotel equipment

## Arteor wiring devices square version (continued)



5 722 24



5 727 57 + plate Magnesium 5 713 12

Support frame and plate selection charts **p. 90 to 101**

Mechanisms supplied with rocker plates, to be equipped with support frames (p. 90) and plates (p. 94 to 101)

Pack	Cat.Nos	<b>Illuminated signs</b>
		Mechanisms integrating LEDs and a pivoting window that can take customised labels (printed using a simple text editor on transparent printing paper) 2 modules
		<b>Green or red LEDs</b> Sign with 2-state LEDs with choice of green or red configurable on the mechanism. Power level: 1 W
5	5 722 24	<ul style="list-style-type: none"> <li><input type="radio"/> White</li> <li><input checked="" type="radio"/> Magnesium</li> <li><input checked="" type="radio"/> Champagne</li> <li><input type="radio"/> Soft Alu</li> </ul>
5	5 727 24	
5	5 727 46	
5	5 727 45	
		<b>Blue LEDs</b> Sign with blue LEDs A choice of 2 power levels: 0.2 or 1 W
5	5 722 25	<ul style="list-style-type: none"> <li><input type="radio"/> White</li> <li><input checked="" type="radio"/> Magnesium</li> <li><input checked="" type="radio"/> Champagne</li> <li><input type="radio"/> Soft Alu</li> </ul>
5	5 727 22	
5	5 727 48	
5	5 727 47	
		<b>Buzzers</b>
		<b>230 V - 1 module</b>
10	5 722 04	<ul style="list-style-type: none"> <li><input type="radio"/> White</li> <li><input checked="" type="radio"/> Magnesium</li> </ul>
5	5 727 04	
		<b>230 V - 2 modules</b>
10	5 722 07	<ul style="list-style-type: none"> <li><input type="radio"/> White</li> <li><input checked="" type="radio"/> Magnesium</li> </ul>
10	5 722 47	

Pack	Cat.Nos	<b>Reading lights</b>
		Fitted with maintenance-free LEDs LED colours: 3000 K (neutral white) 230 V~ power supply - energy class A Screw terminals. For installation in the bedhead Offers directional lighting. Equipped with a flexible cable so the head can swivel Built-in dimmer. Consumption 3.3 W Luminous flux 110 lumen (equivalent to 15 W incandescent) Service life 40000 hours. For installation in box depth 40 mm min. 2 modules
1	5 722 57	<ul style="list-style-type: none"> <li><input type="radio"/> White</li> <li><input checked="" type="radio"/> Magnesium</li> </ul>
1	5 727 57	

See p. 70 and 71 for USB Type-C chargers and Wireless chargers



# Hotel equipment

## Arteor wiring devices round version



5 732 95



5 737 35



5 725 67



5 725 74

Support frame and plate selection charts **p. 90 to 101**

Mechanisms supplied with rocker plates, to be equipped with support frames (p. 90) and plates (p. 94 to 101)

Pack	Cat.Nos	Lighting control
10	5 732 85	<b>Master switch - 2 modules</b> 2-way double pole 20 AX - 250 V~ for general control: all ON / all OFF ○ White ● Magnesium
10	5 737 85	
10	5 732 87	<b>Master push-button - 2 modules</b> 2-way 6 A - 250 V~ for general control: all ON/ all OFF ○ White ● Magnesium
10	5 737 87	
5	5 732 95	<b>Switch for bed lights - 2 x 1 module</b> 2 x 2-way switch - 10 AX - 250 V~ ○ White ● Magnesium
5	5 737 95	
5	5 732 97	<b>Push-button for bed lights - 2 x 1 module</b> 2 x 2-way push-button - 6 A - 250 V~ ○ White ● Magnesium
5	5 737 97	

Pack	Cat.Nos	Electric roller blinds control - 250 VA
10	5 732 23	<b>Double switch 10 A - 2 modules</b> For direct control of a motor (mechanism with fixed positions) ○ White ● Magnesium
10	5 737 23	
10	5 732 25	<b>Double push-button 10 A - 2 modules</b> For control via automatic box (N/O mechanism) ○ White ● Magnesium
10	5 737 25	

Pack	Cat.Nos	Curtain control - 250 VA
10	5 732 35	<b>Double switch 10 A - 2 modules</b> For direct control of a motor (mechanism with fixed positions) ○ White ● Magnesium
10	5 737 35	
10	5 732 37	<b>Double push-button 10 A - 2 modules</b> For control via automatic box (N/O mechanism) ○ White ● Magnesium
10	5 737 37	

Pack	Cat.Nos	Hotel bedroom call indicators
		Enable the resident to inform hotel staff of the room status Two settings are possible: - Do not disturb - Please clean the room 2 x 1 module
5	5 720 67	<b>Indicator for corridor</b> Indicator lamp and bell push Installed in the corridor, display calls Supplied with LED ○ White ● Magnesium ● Soft Alu
5	5 725 67	
5	5 727 31	
5	5 720 74	<b>Internal control unit</b> Allows the user to select the desired setting Supplied with LED ○ White ● Magnesium ● Soft Alu
5	5 725 74	
5	5 727 49	

Pack	Cat.Nos	Buzzers
10	5 722 08	<b>230 V - 2 modules</b> ○ White ● Magnesium
10	5 722 48	

Pack	Cat.Nos	Reading lights
		Fitted with maintenance-free LEDs LED colours: 3000 K (neutral white) 230 V~ power supply - energy class A Screw terminals For installation in the bedhead Offers directional lighting Equipped with a flexible cable so the head can swivel Built-in dimmer Consumption 3.3 W Luminous flux 110 lumen (equivalent to 15 W incandescent) Service life 40000 hours For installation in box depth 40 mm min. 2 modules

Pack	Cat.Nos	Round version
1	5 722 56	○ White ● Magnesium
1	5 727 56	



## Notes

---

A series of horizontal dotted lines for taking notes.

## Notes

---

A series of horizontal dotted lines for taking notes.

## Notes

---

A series of horizontal dotted lines for writing notes.



**Head Office**

and International Department  
87045 Limoges Cedex - France  
Tel: +33(0)5 55 06 87 87  
Fax: +33(0)5 55 06 74 55