

**ART D'ARNOULD**  
FRENCH FINE ART



# SELECTION GUIDE



# ART D'ARNOULD

FRENCH FINE ART



## MODULAR COMPOSITION



DRAW ON THE CHARACTERISTICS OF EACH STYLE WHEN CONFIGURING YOUR WIRING ACCESSORY. A TOGGLE, A BEZEL, A MATERIAL, A CHAMFER, A FORM, A FUNCTION: YOU CAN COMBINE THESE TO CREATE AN APPLIANCE THAT CHIMES PERFECTLY WITH THE SPIRIT AND USE OF THE LOCATION. LEGRAND EXPERTS WILL WORK WITH YOU TO ENSURE THAT THE CHOICES YOU MAKE ARE TECHNICALLY COMPATIBLE.

# CONTENTS

2-3	Design
4-5	Finishes and adornments
6-7	Standard solutions
8-9	Lighting and home automation solutions
10-11	Ways of ordering
12-13	Standards
14-15	European features
16-21	European functions
22-25	European configurations
26-27	European boxes and accessories
28-29	European colours chart
30-39	European Collection
40-41	British features
42-45	British functions
46-47	British configurations and boxes
48-49	British colours chart
50-53	British Collection
54-55	Safety precautions
56-58	Form



# 4 DESIGNER STYLES TO DEFINE YOUR LOOK

## MEMOIRE



Whether mirror-polished, brushed or satin-finish, the Memoire wiring accessory is distinguished by numerous refined details: teardrop toggles, chamfers, visible screws, round push-buttons with knurled bezel.



## EPURE



Lines that echo the perspective of spaces, straight edges and sharp corners, the elegant simplicity of its toggle levers are designed for minimalist interiors with an assertive touch.




**FUSION**



Fusion oozes versatility, combining straight or grooved wide chamfers, large handles or bezelled push-buttons, etc. It can also be enlivened with beading, and simple or elaborate chasing.


**RETRO**



A bold design that combines contemporary and vintage style with its thick plates and rounded edges, Retro is in harmony with the emblematic design trends of the 20th century.

# FINISHES


## ESSENTIALS




Matt black



Satin white




Bronze



Brushed steel



Lacquered brushed brass




Crystal <sup>(1)</sup>

## TIMELESS FINISHES



Mirror steel



Satin steel



Circular brushed steel <sup>(3)</sup>



Mirror gold



Satin gold



Circular brushed gold <sup>(3)</sup>



Brushed gold

## PATINA FINISHES



Hammered steel



Corten<sup>®</sup> <sup>(2)</sup>

## INSPIRATIONS



Brushed rose gold



Brushed gunmetal




Circular brushed gunmetal <sup>(3)</sup>

## LEAF FINISHES



Gold leaf



Palladium leaf

*(1) Only for Memoire style for european standard*

*(2) Only for Epure style*

*(3) Only for Epure and Retro styles*

*Customised finishes: please consult us.*

*Colours and surface appearance may vary due to the artisan manufacturing process.*

# DECORATIVE TRIMS

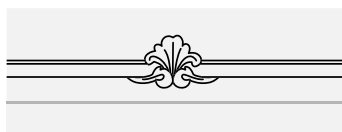
## CHASED TRIM

Created by intaglio engraving of a decorative pattern around the rim of the plate.

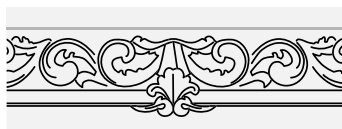
Two types of chasing are available, only for the Epure and Fusion styles.



Chasing



Simple:  
elegant fillets



Elaborate:  
ornate tracery



For any other profile,  
**please consult us.**

## BEADED TRIM

Created by adding raised beading around the rim of the plate.

One type of beading is available, only in Europe for the Fusion style.




Louis XV  
With typical  
patterns from  
the period


# MUST-HAVES

## CONVENTIONAL CONTROLS

Switch, two-way switch, intermediate switch, push-button and illuminated controls, from 1 to 3 controls in one gang for toggle controls and up to 4 controls in one gang for push-buttons, roller shutter controls, etc.



Two-way switch



Double two-way switch




Roller shutter switch

---

## ADVANCED CONTROLS

Dimmers for all loads:  
- with touch-sensitive buttons for the European version  
- with rotary knob for the British version



Touch-sensitive dimmer



Rotary dimmer

Automatic switch for all loads.



Automatic switch

## POWER SOCKETS

2P+E French/Belgian,  
2P+E German, British,  
USB charging sockets and  
sockets with USB charger  
type-A & type-C.



French standard power socket



German standard power socket



British standard power socket



USB type-A & type-C dual charger



British standard double power socket with type-A & C dual charger

## DATA SOCKETS

Single TV, single F type  
TV, multiple TV such as  
TV-R-SAT, double RJ.



Single television socket



TV-R-SAT multiple TV socket



RJ double socket

## HOTEL FUNCTIONS

Keycard switch, shaver  
socket, room thermostat.




Keycard switch



Shaver socket

## WALL LAMPS



- 9 W max. LED wall lamp
- 2 lighting environments can be selected:  
warm white 3000K/628 lm and cool white 5700K/614 lm
- Available in all finishes except crystal, Corten®, brushed brass, lacquered brushed brass, circular brushing.

## READING LIGHTS


- 1 W LED reading light/Warm white 3000 K/110 lm.
- For installation in the bedhead; provides directional lighting.
- 30 cm flexible cable covered with black or grey fabric.
- Button can be positioned on the left on request.





# HOME AUTOMATION

For greater convenience, Art d'Arnould incorporates MyHome home automation system functions such as: light controls, shutter controls, scenario controls and thermostats.



Switch



Scenario control



Thermostat



MyHOME  
automation

## BRINGING TECHNOLOGIES TOGETHER

5-24 V extra low voltage push-buttons can control home automation systems by means of smart meters at the back of the box from the Legrand Group and also from non-Legrand manufacturers.

## ADD FINISHES TO TECHNOLOGICAL SOLUTIONS

The Art d'Arnould teams can also add finishes to Legrand Group technological solutions.

To integrate any other technologies in the Art d'Arnould range: please consult us.



 V A N T A G E



# CONFIGURED

The whole range is available by combining:

- the style
- the plate finish from our finish chart
- the functions to be integrated with their options for different designs or finishes in the table of proposed standard functions
- the plate integration format available as standard.

Customise controls with predefined markings or backlit engraving.

FUNCTIONS															
Picture															
No.	1	3	5	7	9	11	13	15	17	19	21	23	25	27	29
PLACES															
Picture															
No.	31	33	35	37	39	41	43	45	47	49	51	53	55	57	



Refer to the configuration grid available from page 56 to 58

Backlit engraving








# ART D'ARNOULD COLLECTION

A simple range restricted to certain styles with functions that meet everyday needs, comprising finished products that can be found in the catalogue.  
All Collection items are supplied singly.

Refer to the catalogue pages available from page 30 to 39 for european standard and from 50 to 53 for british standard.



## BESPOKE

**Availability: please consult us**

Combine a style with a finish, a function, or customise controls with laser marking, engraving, a pictogram, coat of arms, a logo, a picture supplied as an illustration or other format, etc. This requires a feasibility study by the design department in order to validate and integrate non-standard functions.

Engraving and format



Customised pattern



# 2 INSTALLATION STANDARDS

## 2 DISTINCT OFFERS

### EUROPEAN STANDARD










#### STYLES

Memoire

Epure

Fusion

Retro



Teardrop toggle  
Visible screws  
Refined chamfer

Toggle with indicator  
Straight edges and sharp corners  
Round button

Large handle  
Wide chamfer  
Bezel with screws

Sober cylindrical toggle  
Straight edges, rounded corners  
Circular brushed finish

#### POWER SOCKETS

French/Belgian, German, Italian and Swiss. If you wish to integrate any other socket standard, please consult us.



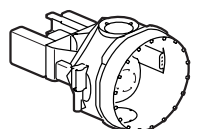
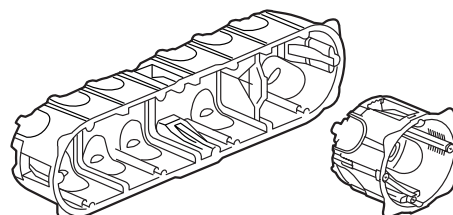
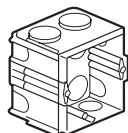
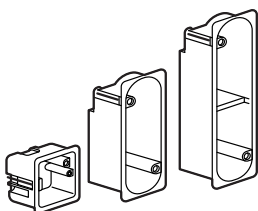
French standard

German standard

Italian standard

Swiss standard


#### TYPES OF FLUSH-MOUNTING BOX



BRITISH STANDARD


STYLES

Memoire




Teardrop toggle  
Visible screws  
Grooved chamfer

Epure




Illuminated feedback  
Straight edges and  
sharp corners

Fusion



Streamlined  
cylindrical toggle  
Wide chamfer

Retro  
(Bespoke products only)



Sober cylindrical toggle  
Straight edges, rounded corners  
Circular brushed finish

POWER SOCKETS

With switch

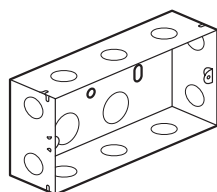
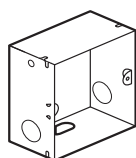
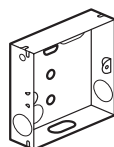


British standard  
switched socket




Double switched socket and USB type-A  
& type-C charger

TYPES OF FLUSH-MOUNTING BOX



# EUROPEAN STANDARD



# DIMENSIONS

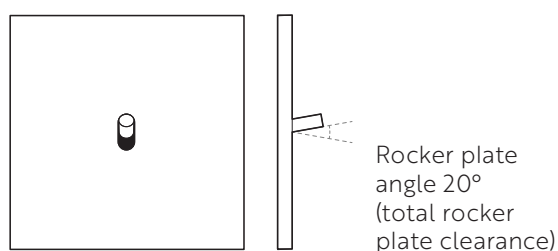
# FLUSH-MOUNTING BOXES

	Large square format	Thickness
MEMOIRE	80x80 mm	2.8 mm
EPURE	80x80 mm	5 mm
FUSION	80x80 mm	5 mm
RETRO	80x80 mm	5 mm

## INSTALLATION RECOMMENDED IN WIRING ACCESSORY BOX WITH A MINIMUM DEPTH

For controls	40 mm
For power or data sockets	50 mm
For electronic lighting controls (dimmers, automatic switches, keycard switch, thermostat, etc)	50 mm
For wall lamps and reading lights	50 mm

NB: For certain formats, dedicated boxes should be used. See "Box selection by format" table page 26.



# FORMATS






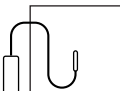



With numerous plate formats, a choice of finishes and a wide variety of functions, you can dream up a multitude of configurations that meet all your needs and satisfy all your desires.








		FORMATS										
Style		Small round	Medallion	Small square	Small rectangle	Small double rectangle	Large square	Large rectangle	Large double square	Large triple square	Large quadruple square	Touch screen & videodisplay plate
Memoire	Metal	● (1)	● (1)	● (1)	● (1)	● (1)	●		●	●	●	
Memoire	Crystal			● (1)	● (1)	● (1)	●		●	●		
Epure		● (1)	● (1)	● (1)	● (1)	● (1)	●	●	●	●	●	●
Retro				● (1)	● (1)	● (1)	●	●	●	●	●	●
Fusion	Neutral Straight Chamfer	● (1)	● (1)	● (1)	● (1)	● (1)	●	●	●	●	●	
Fusion	Neutral Grooved Chamfer	● (1)	● (1)	● (1)	● (1)	● (1)	●	●	●	●	●	
Fusion	Grooved Chamfer Simple chasing			● (1)	● (1)	● (1)	●	●	●	●	●	
Fusion	Grooved Chamfer Elaborate chasing						●	●	●	●	●	
Fusion	Louis XV Grooved Beading						●	●	●	●	●	

(1) Only for conventional lighting control functions (two-way switch and locator toggle push-button + round push-button).















● = Possible

# FUNCTIONS






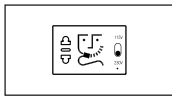




APPLICATION CLASS	FUNCTION	CLASS CODE	NO.
	 10 AX two-way switch (available with toggle or large handle)	C	1
	 10 AX two-way switch with indicator (available with toggle or large handle)		2
	 10 AX intermediate switch (available with toggle or large handle)		3
	 10 A push-button (available with toggle, large handle or round button)		6
CONVENTIONAL LIGHTING CONTROLS	 10 A push-button with indicator (available with toggle, large handle or round button)		7
	 6 A pull cord push-button		10
	 2 A illuminated switch with backlit engraving (specify text when ordering)		11
	 5/24 V Extra Low Voltage push-button		13
	 5/24 V Extra Low Voltage push-button with indicator		14

APPLICATION CLASS	FUNCTION	CLASS CODE	NO.
ROLLER SHUTTER CONTROLS		C	20
			21
			22
			23
ELECTRONIC LIGHTING CONTROLS		CE	1
			2
			3













# FUNCTIONS





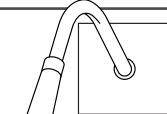




APPLICATION CLASS	FUNCTION	CLASS CODE	NO.
HOME AUTOMATION CONTROLS	 KNX 2-push-button control	CD	30
	 My Home_Up 2-push-button control		31
	 My Home_Up 2-push-button control with built-in roller shutter actuator		32
	 My Home_Up 2-push-button scenario control		33
	 My Home_Up 4-push-button control with built-in actuator		34
	 KNX 4-push-button control		35
	 My Home_Up 4-push-button control		36
	 My Home_Up 4-push-button scenario control		37
	 ON/OFF master switch		38
	 My Home_Up Roller shutter control		39
	 My Home_Up ON/OFF lighting control		40
	 IR receiver		41
	 My Home_Up 2-push-button control		42
	 My Home_Up Sound system control		43



APPLICATION CLASS	FUNCTION	CLASS CODE	NO.
POWER SOCKETS	 Flush 2P+E socket, French/Belgian standard, 16 A-250 V	P	1
	 2P+E socket, German standard, 16 A-250 V		2
	 2P+E socket, British standard, 13 A-250 V		3
	 2P+E socket, Italian standard, 10 A		6
	 2P+E socket, type 13 Swiss standard, 10 A		7
	 Shaver socket with isolating transformer		12
CABLE OUTLET	 Cable outlet, 11 mm diameter		16
USB CHARGER SOCKETS	 USB type-A & type-C dual charger, 3 A - 5 V - 15 W	U	0
	 USB type-A dual charger, 2.4 A - 5 V - 12 W		1
	 USB type-C dual charger, 3 A - 5 V - 15 W		2

# FUNCTIONS







APPLICATION CLASS	FUNCTION	CLASS CODE	NO.
DATA SOCKETS	 Single TV socket	D	1
	 TV-FM-SAT socket		3
	 Multimedia type F double TV socket with 2 F outputs		5
	 Triple RCA		6
	 HD15 + 3.5 mm Jack		7
	 HDMI		8
	 Single loudspeaker		9
	 Double loudspeaker		10
	 FTP Cat. 6 RJ45 socket		11
	 FTP Cat. 6 RJ45 double socket		12
	 Support for 1xRJ Keystone		15
	 Support for 2xRJ Keystone		16

APPLICATION CLASS	FUNCTION	CLASS CODE	NO.
ENERGY MANAGEMENT	 Pilot wire room thermostat	T	0
	 Remote probe thermostat		1
LOW-LEVEL LIGHTING	 Low-level light	H	1
LIGHTING MANAGEMENT	 Keycard switch		2
LIGHTING	 Reading light	L	0
	 Reading light and 1 two-way switch		1
	 Reading light and 2 two-way switches		2
	 Wall lamp		3
BLANKING PLATE	 1-gang blanking plate	0	0



For any other function,  
**please consult us.**

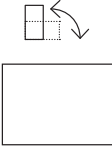
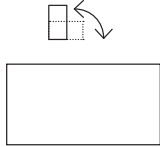
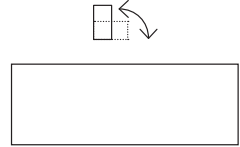
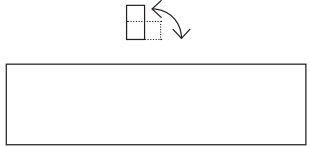
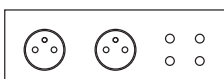
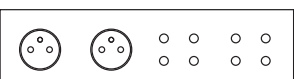
# POSSIBLE CONFIGURATIONS BY FORMAT

FOR VERTICAL USE ONLY						
	Small round  Ø 63.5 mm	Small square  50x50 mm	Medallion  57x94 mm	Small rectangle  40x80 mm	Small double rectangle  40x125 mm	1-gang large square  80x80 mm
<b>NUMBER OF TOGGLE CONTROLS</b>						
1	●	●	●	●	●	●
2					●	●
3					●*	●*
4						
5 to 8						
8 to 12						
12 to 14						
<b>NUMBER OF BUTTON CONTROLS</b>						
1	●	●	●	●	●	●
2			●*	●*	●	●
3					●*	●*
4					●*	●*
5 to 8						
8 to 12						
12 to 16						
<b>NUMBER OF CONTROLS WITH LARGE HANDLE</b>						
1						●
2						●
3						
4						
5						
6						
7						
8						
<b>NUMBER OF SOCKETS</b>						
1						●
2						
3						
4						
<b>COMBINATION OF SOCKETS AND CONTROLS</b>						

● = Possible

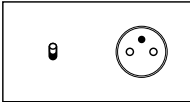
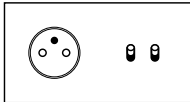
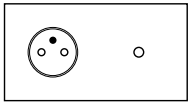
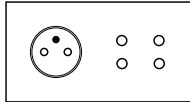
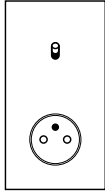
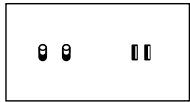

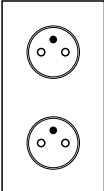
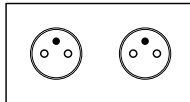
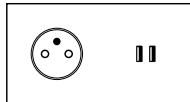
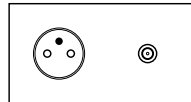
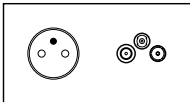
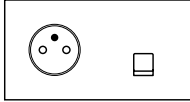
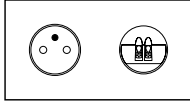
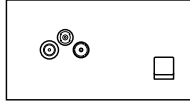
\* Except for controls with indicator in Memoire

FOR HORIZONTAL OR VERTICAL USE ONLY

<p>Large rectangle</p>  <p>80x110 mm</p>	<p>Large double square</p>  <p>80x151 mm</p>	<p>Large triple square</p>  <p>80x222 mm</p>	<p>Large quadruple square</p>  <p>80x293 mm</p>
<p>●</p> <p>●</p> <p>●</p>	<p>●</p> <p>●</p> <p>●</p> <p>●</p> <p>●</p>	<p>●</p> <p>●</p> <p>●</p> <p>●</p> <p>●</p> <p>●</p> <p>●</p>	<p>●</p> <p>●</p> <p>●</p> <p>●</p> <p>●</p> <p>●</p> <p>●</p> <p>● (12 maximum)</p>
<p>●</p> <p>●</p> <p>●</p> <p>●</p>	<p>●</p> <p>●</p> <p>●</p> <p>●</p> <p>●</p>	<p>●</p> <p>●</p> <p>●</p> <p>●</p> <p>●</p> <p>●</p> <p>●</p> <p>● (14 maximum)</p>	<p>●</p> <p>●</p> <p>●</p> <p>●</p> <p>●</p> <p>●</p> <p>●</p> <p>●</p> <p>●</p>
<p>●</p> <p>●</p>	<p>●</p> <p>●</p> <p>●</p> <p>●</p>	<p>●</p> <p>●</p> <p>●</p> <p>●</p> <p>●</p> <p>●</p>	<p>●</p> <p>●</p> <p>●</p> <p>●</p> <p>●</p> <p>●</p> <p>●</p> <p>●</p> <p>●</p>
<p>●</p>	<p>●</p> <p>●</p>	<p>●</p> <p>●</p> <p>●</p>	<p>●</p> <p>●</p> <p>●</p> <p>●</p>
	<p>●</p>	<p>●</p> <p>2 sockets + 4 controls maximum</p> 	<p>●</p> <p>2 sockets + 8 controls maximum</p> 

# EXAMPLES OF COMBINATIONS

LARGE DOUBLE SQUARE

					
Horizontal installation with 1 two-way switch or push-button with toggle + 2P+E socket	Horizontal installation with 2P+E socket + 2 two-way switches or push-buttons with toggle	Horizontal installation with 2P+E socket + 1 round push-button	Horizontal installation with 2P+E socket + 4 round push-buttons	Vertical installation with 1 two-way switch or push-button with toggle + 2P+E socket	Horizontal installation with 2 two-way switches or push-buttons with toggle + dual USB charger
					
Horizontal installation with dual USB charger + 4 round push-buttons	Vertical installation with 2x2P+E socket	Horizontal installation with 2x2P+E socket	Horizontal installation with 1x2P+E socket + dual USB charger	Horizontal installation with 1x2P+E socket + 1 single TV socket	Horizontal installation with 2P+E socket + 1 TV-RD-SAT socket
					
Horizontal installation with 1x2P+E socket + 1 FTP Cat. 6 RJ45 socket	Horizontal installation with 1x2P+E socket + 1 loudspeaker socket	Horizontal installation with 1 TV-RD-SAT socket + 1 FTP Cat. 6 RJ45 socket			
































LARGE TRIPLE SQUARE

Horizontal installation with 3x2P+E socket	Horizontal installation with 2x2P+E socket + dual USB charger	Horizontal installation with 2x2P+E socket + 1 FTP Cat. 6 RJ45 socket	
Horizontal installation with 2x2P+E socket + 4 round push-buttons	Horizontal installation with 2x2P+E socket + 1 TV-RD-SAT socket	Horizontal installation with 2x2P+E socket + 1 loudspeaker socket	
Horizontal installation with 1x2P+E socket + 1 FTP Cat. 6 RJ45 socket + 1 single TV socket	Horizontal installation with 1x2P+E socket + 1 HDMI socket + 1 TV-RD-SAT socket	Horizontal installation with 1x2P+E socket + 1 HDMI socket + 1 TV-RD-SAT socket	

LARGE QUADRUPLE SQUARE













Horizontal installation with 4x2P+E socket	Horizontal installation with 3x2P+E socket + 1 FTP Cat. 6 RJ45 socket	Horizontal installation with 3x2P+E socket + dual USB charger
Horizontal installation with 2x2P+E socket + 1 HDMI socket + 1 TV-RD-SAT socket	Horizontal installation with 2x2P+E socket + 8 round push-buttons	Horizontal installation with 2x2P+E socket + 1 dual USB charger + 1 FTP Cat. 6 RJ45 socket

# FLUSH-MOUNTING BOXES


	MULTI-MATERIAL BOX DEPTH 50 MM	ECOBATIBOX AIRTIGHT BOX DEPTH 50 MM	DRY PARTITION BOX DEPTH 50 MM	MASONRY BOX DEPTH 50 MM	CONCRETE BOX DEPTH 58 MM
 <b>Small round Ø 63.5 mm</b> <b>Small square 50x50 mm</b>	Drilling Ø 32 mm Dimensions 40x40 mm  Cat. No. 440 004				
 <b>Medallion 57x94 mm</b> <b>Small rectangle 40x80 mm</b>	Drilling Ø 32 mm Fixing centre 43 mm Dimensions 77x35 mm  Cat. No. 432 001				
 <b>Small double rectangle 40x125 mm</b>	Drilling Ø 32 mm Fixing centre 88 mm Dimensions 122x35 mm  Cat. No. 432 002				
 <b>Large square 80x80 mm</b> <b>Large rectangle 80x110 mm</b>	Drilling Ø 67 mm  Cat. No. 0 801 21	 Cat. No. 0 800 31	 Cat. No. 0 800 51	 Cat. No. 0 801 51	 Cat. No. 0 819 41
 <b>Large double square 80x151 mm</b>	 Cat. No. 0 801 22	 Cat. No. 0 800 32	 Cat. No. 0 800 52	 X2 2xCat. No. 0 801 51	 Cat. No. 0 819 42
 <b>Large triple square 80x222 mm</b>	 Cat. No. 0 801 23	 Cat. No. 0 800 33	 Cat. No. 0 800 53	 X3 3xCat. No. 0 801 51	 X3 3xCat. No. 0 819 41
 <b>Large quadruple square 80x293 mm</b>		 Cat. No. 0 800 34	 Cat. No. 0 800 54	 X4 4xCat. No. 0 801 51	 X4 4xCat. No. 0 819 41
 <b>Touch screen and video display plate 125x140 mm</b>			 Cat. No. 0 801 21		
























# FIXING SCREWS

STYLE	VISUAL	FINISH	CHARACTERISTICS	FLUSH-MOUNTING BOX	PACK	CAT. NO.
Memoire			Polished gold <b>Long screw</b> for fixing Memoire style plates in warm materials to a thick wall covering and/or concrete flush-mounting box.	Concrete	10	AR401011
			Polished steel <b>Long screw</b> for fixing Memoire style plates in cold materials to a thick wall covering and/or concrete flush-mounting box. Length 45 mm	Concrete	10	AR401012
			Polished gold <b>Standard screw (supplied with ordered products)</b> for fixing Memoire style plates in warm materials to any flush-mounting box	Any flush-mounting box	10	AR401001
			Polished steel <b>Standard screw (supplied with ordered products)</b> for fixing Memoire style plates in cold materials to any flush-mounting box	Any box	10	AR401002
Epure, Fusion and Retro			Zinc-plated steel <b>Long screw</b> for fixing a mechanism to a thick wall covering and/or concrete flush-mounting box	Concrete	10	402001
			Zinc-plated steel <b>Standard screw (supplied with ordered products)</b> for fixing a mechanism	Any box	10	402002

# INSTALLATION ACCESSORY

VISUAL	CHARACTERISTICS	FLUSH-MOUNTING BOX	PACK	CAT. NO.
	<b>Height spacers</b> Compensate for imperfections in the walls and ensure the plates are held firmly in position. Adds 1 mm extra thickness	Any types	5	AR67000

# RECOMMENDATION FOR COMBINING PLATE, TOGGLE AND COVER PLATE COLOURS

		PLATES								
										
		ESSENTIALS				TIMELESS FINISHES				
		Crystal	Brushed steel	Brushed gold	Satin white	Matt black	Brushed brass	Mirror steel	Satin steel	Circular brushed steel
<b>TOGGLES</b>										
	 Chrome	●	●					●	●	●
	 Satin white				●					
	 Matt black					●	●			
	 Gold-plated			●						
	 Mirror gunmetal									
	 Mirror rose gold									
<b>SOCKET COVER PLATES</b>										
	 Magnesium	●	●					●	●	●
	 Ivory			●						
	 White				●					
	 Black					●	●			

● = Predefined



# COLLECTION MEMOIRE STYLE



AR67118




67202

Single  
80x80 mm



Double  
80x151 mm



Triple  
80x222 mm



Plate finishes

Crystal\*

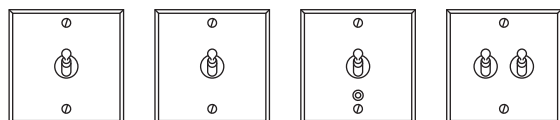
Brushed  
steel

Brushed  
gold

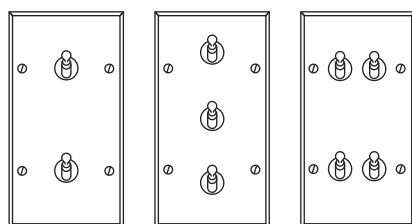
Mechanism finishes, excluding products marked (\*) ● Chrome ● Chrome ● Gold

## TWO-WAY SWITCHES WITH TEARDROP TOGGLE

10 AX two-way switch	67001	67101	67201
10 AX intermediate switch	AR67018	AR67118	AR67218
10 AX illuminated two-way switch Supplied with 230 V LED indicator	67007	67107	67207
10 AX double two-way switch	67002	67102	67202

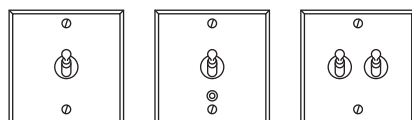


10 AX double two-way switch	67004	67104	67204
10 AX triple two-way switch	67006	67106	67206
10 AX quadruple two-way switch	67008	67108	67208



## PUSH-BUTTONS WITH TEARDROP TOGGLE

6 A push-button	67015	67115	67215
6 A illuminated push-button Supplied with 230 V LED indicator	67017	67117	67217
6 A double push-button	67012	67112	67212



\*Without bezel. Supplied with cut-out template.



67211



67120



67221

Single  
80x80 mm



Double  
80x151 mm



Triple  
80x222 mm



Plate finishes

Crystal\*

Brushed  
steel

Brushed  
gold

Mechanism finishes, excluding products marked (\*)

● Chrome

● Chrome

● Gold

## ROUND PUSH-BUTTONS

2 A push-button

67010

67110

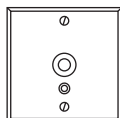
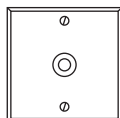
67210

2 A illuminated push-button  
Supplied with 230 V indicator

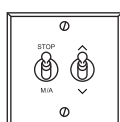
67011

67111

67211



## ROLLER SHUTTER CONTROLS

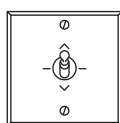


6 A roller shutter control  
(fixed positions mechanism)

67020

67120

67220



6 A roller shutter control  
(3 fixed positions mechanism)


67021

67121

67221

\*Without bezel. Supplied with cut-out template.

# COLLECTION MEMOIRE STYLE



67232

Single  
80x80 mm



Double  
80x151 mm



Triple  
80x222 mm



Plate finishes

Crystal

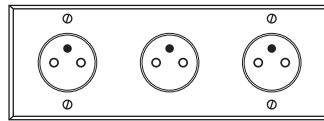
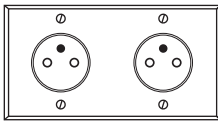
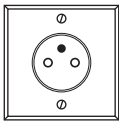
Brushed  
steel

Brushed  
gold

Mechanism finishes, excluding products marked (\*) ● Magnesium ● Magnesium ● Ivory

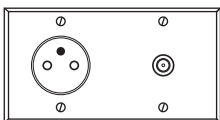
## FRENCH STANDARD POWER SOCKETS

16 A 2P+E socket	67031	67131	67231
16 A 2P+E double socket	67032	67132	67232
16 A 2P+E triple socket	67033	67133	67233

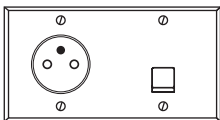


## COMBINATIONS OF FRENCH STANDARD POWER SOCKETS WITH DATA SOCKETS

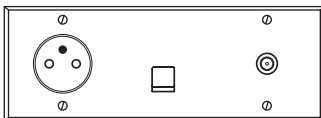
2P+E power socket and single male TV socket	67039	67139	67239
---	-------	-------	-------



2P+E power socket and FTP Cat. 6 RJ45 socket	67038	67138	67238
--	-------	-------	-------



2P+E power socket, FTP Cat. 6 RJ45 socket and single male TV socket	67037	67137	67237
---	-------	-------	-------






AR67234



67122



67229

Single  
80x80 mm



Double  
80x151 mm



Triple  
80x222 mm



Plate finishes

Crystal

Brushed  
steel

Brushed  
gold

Mechanism finishes, excluding products marked (\*) ● Magnesium ● Magnesium ● Ivory

## GERMAN STANDARD POWER SOCKETS

16 A 2P+E socket

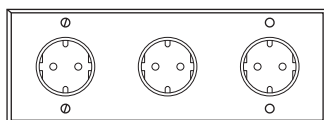
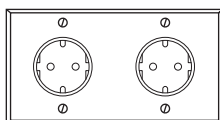
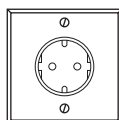
AR67034 AR67134 AR67234

16 A 2P+E double socket

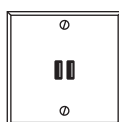
AR67035 AR67135 AR67235

16 A 2P+E triple socket

AR67036 AR67136 AR67236



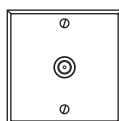
## USB CHARGERS



Dual USB type-A charger -  
5 V - 2.4 A - 12 W  
Standby consumption < 0.07 W

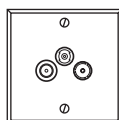
67022 67122 67222

## TV SOCKETS



Single male TV socket

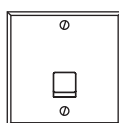
67029 67129 67229



TV-R-SAT socket

67077 67177 67277

## RJ SOCKETS



FTP Cat. 6 RJ45

67025 67125 67225

# COLLECTION EPURE STYLE



67301




67702

Simple  
80x80 mm



Double  
80x151 mm



Triple  
80x222 mm



Plate  
finishes

Brushed  
steel

Satin  
white

Matt  
black

Mirror  
steel

Satin  
steel

Mirror  
gold

Bronze

Mechanism finishes, excluding products marked (\*)

● Chrome ○ White

● Black

● Chrome

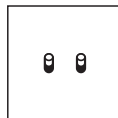
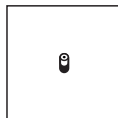
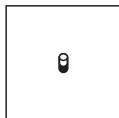
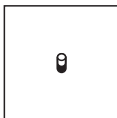
● Chrome

● Gold


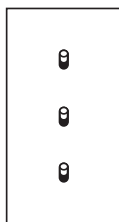
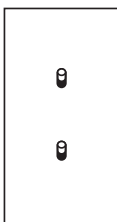
● Black

## TWO-WAY SWITCHES WITH CYLINDRICAL TOGGLE

10 AX two-way switch	67401	67901	67801	67601	67501	67701	67301
10 AX intermediate switch	AR67418	AR67918	AR67818	AR67618	AR67518	AR67718	AR67318
10 AX illuminated two-way switch Supplied with 230 V LED	67407	67907	67807	67607	67507	67707	67307
10 AX double two-way switch	67402	67902	67802	67602	67502	67702	67302

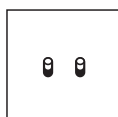
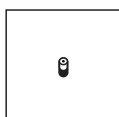
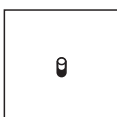


10 AX double two-way switch	67404	67904	67804	67604	67504	67704	67304
10 AX triple two-way switch	67406	67906	67806	67606	67506	67706	67306
10 AX quadruple two-way switch	67408	67908	67808	67608	67508	67708	67308




## PUSH-BUTTON WITH CYLINDRICAL TOGGLE


6 A push-button	67415	67915	67815	67615	67515	67715	67315
6 A illuminated push-button Supplied with 230 V LED	67417	67917	67817	67617	67517	67717	67317
6 A double push-button	67412	67912	67812	67612	67512	67712	67312







67811



67419



67960

Simple  
80x80 mm



Double  
80x151 mm



Triple  
80x222 mm



Plate  
finishes

Brushed  
steel

Satin  
white

Matt  
black

Mirror  
steel

Satin  
steel

Mirror  
gold

Bronze

Mechanism finishes, excluding products marked (\*)

● Chrome

○ White

● Black

● Chrome

● Chrome

● Gold

● Black

## PUSH-BUTTON WITH ROUND BUTTON

2 A Push-button

67410

67910

67810

67610

67510

67710

67310

2 A illuminated push-button  
Supplied with 230 V LED

67411

67911

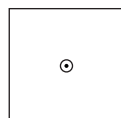
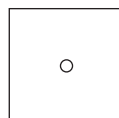
67811

67611

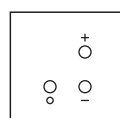
67511

67711

67311



## ECO-DIMMER



2-wire eco-dimmer without neutral

67419

67919

67819

67619

67519

67719

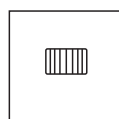
67319

Used for control and dimming of all lamp types:

- Dimmable LEDs: 3 W to 75 W (and/or 10 lamps max.)
- Dimmable compact fluorescent: 3 W to 75 W (and/or 10 lamps max.)
- ELV halogen with ferromagnetic or electronic ballast: 3 VA to 400 VA. 230 V halogen: 3 W to 400 W
- Fluorescent tubes with ballast: 3 VA to 200 VA
- Incandescent: 3 W to 400 W

Used in different modes: dimming, pre-set levels (0%, 33%, 66% and 100%) and nightlight mode (dimming down of the lamp for 1 hour). Incorporate the dimming level memory function: the light comes on at the lighting level set prior to the last switch-off. Gradually switch the light on and off (2 seconds). Can be combined with one or more non-illuminated push-button, each push-button then has the on/off and dimming functions

## LIGHTING MANAGEMENT SENSOR



2-wire lighting management sensor  
without neutral

67460

67960

67860

67660

67560

67760

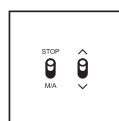
67360

Power accepted by lamp type:

- LEDs: 3 W to 100 W
- Compact fluorescent: 3 W to 100 W
- LEDs, CFLs, halogen, fluorescent tubes with ferromagnetic or electronic ballast: 3 VA to 250 VA
- 230 V halogen, incandescent: 3 W to 300 W

Possibility of installing up to 3 sensors in parallel. Time delay setting from 10 s to 10 min. Light level threshold setting from 5 Lux to 1275 Lux. Standby consumption: 0.02 W

## ROLLER SHUTTER CONTROLS



6 A roller shutter control  
(fixed position mechanism)

67420

67920

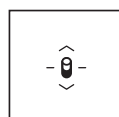
67820

67620

67520

67720

67320



6 A roller shutter control  
(3 fixed positions mechanism)

67421

67921

67821


67621

67521

67721

67321

# COLLECTION EPURE STYLE



67481



67488

Single  
80x80 mm



Double  
80x151 mm



Triple  
80x222 mm



Plate finishes

Brushed steel

Satin white

Matt black

Mirror steel

Satin steel

Mirror gold

Bronze

Mechanism finishes, excluding products marked (\*)

● Chrome

○ White

● Black

● Chrome

● Chrome

● Gold

● Black

## MYHOME\_UP

	Lighting control	67481	67981	67881	67681	67581	67781	67381
	Double lighting control	67482	67982	67882	67682	67582	67782	67382
	Shutter control	67484	67984	67884	67684	67584	67784	67384
	Lighting + shutter control	67483	-	67883	67683	67583	67783	67383
	4-scenario control	67488	67988	67888	67688	67588	67788	67388
	Sound system control	67485	-	67885	67685	67585	67785	67385



67331



67638

Single  
80x80 mm



Double  
80x151 mm



Triple  
80x222 mm



Plate finishes

Brushed steel

Satin white

Matt black

Mirror steel

Satin steel

Mirror gold

Bronze

Mechanism finishes, excluding products marked (\*)

● Chrome

○ White

● Black

● Chrome

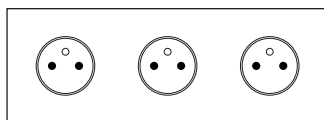
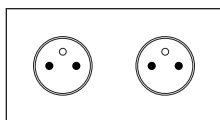
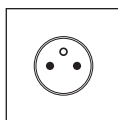
● Chrome

● Ivory

● Black

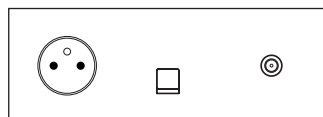
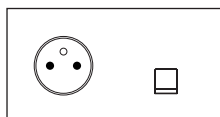
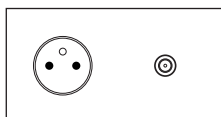
## FRENCH STANDARD POWER SOCKETS

16 A 2P+E single socket	67431	67931	67831	67631	67531	67731	67331
16 A 2P+E double socket	67432	67932	67832	67632	67532	67732	67332
16 A 2P+E triple socket	67433	67933	67833	67633	67533	67733	67333



## COMBINATIONS OF FRENCH STANDARD POWER SOCKETS WITH DATA SOCKETS

2P+E power socket and single male TV socket	67439	67939	67839	67639	67539	67739	67339
2P+E power socket and FTP Cat. 6 RJ45 socket	67438	67938	67838	67638	67538	67738	67338
2P+E power socket, FTP Cat. 6 RJ45 socket and single male TV socket	67437	67937	67837	67637	67537	67737	67337



# COLLECTION EPURE STYLE



AR67434



67522

Single  
80x80 mm



Double  
80x151 mm



Triple  
80x222 mm



Plate finishes

Brushed steel

Satin white

Matt black

Mirror steel

Satin steel

Mirror gold

Bronze

Mechanism finishes, excluding products marked (\*)

● Chrome

○ White

● Black

● Chrome

● Chrome

● Ivory

● Black

## GERMAN STANDARD POWER SOCKETS

16 A 2P+E socket

AR67434

AR67934

AR67834

AR67634

AR67534

AR67734

AR67334

16 A 2P+E double socket

AR67435

AR67935

AR67835

AR67635

AR67535

AR67735

AR67335

16 A 2P+E triple socket

AR67436

AR67936

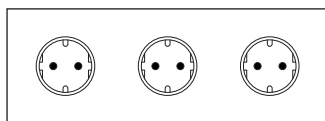
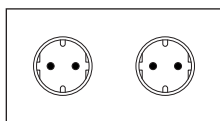
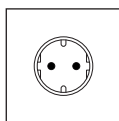
AR67836

AR67636


AR67536

AR67736

AR67336



## USB CHARGERS



USB type-A dual charger,  
5 V - 2.4 A - 12 W  
Standby consumption < 0.07 W

67422

67922

67822

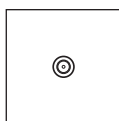
67622

67522

67722

67322

## TV SOCKETS



Single male TV socket

67429

67929

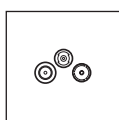
67829

67629

67529

67729

67329



TV-R-SAT socket

67477

67977

67877

67677

67577

67777

67377



67425



AR67442

Single  
80x80 mm



Double  
80x151 mm



Triple  
80x222 mm



Plate finishes

Brushed steel

Satin white

Matt black

Mirror steel

Satin steel

Mirror gold

Bronze

Mechanism finishes, excluding products marked (\*)

● Chrome

○ White

● Black

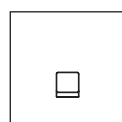
● Chrome

● Chrome

● Gold

● Black

## RJ SOCKETS



FTP Cat. 6 RJ45

67425

67925

67825

67625

67525

67725

67325

## READING LIGHTS

With one 10 A two-way switch

AR67441

AR67941

AR67841

-

-

-

AR67341

With two 10 A two-way switches

AR67442

AR67942

AR67842

-

-

-

AR67342

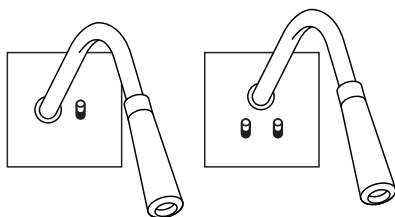
1 W LED reading lights. Warm white (3000 K)

For installation in the bedhead. Provide directional lighting.

Equipped with a flexible cable so the head can swivel and a two-way switch for control.

For installation in 1-gang flush-mounting box, depth 50 mm

Flexible cable, length 300 mm



## WALL LAMPS



9 W LED wall lamps

AR67440

AR67940

AR67840

-

-

-

AR67340

9 W LED wall lamps. Two possible lighting environments thanks to a configuration switch:

• Warm white (3000 K/628 lm)

• Cool white (5700 K/614 lm)

For installation in 1-gang flush-mounting box, depth 50 mm

# BRITISH STANDARD



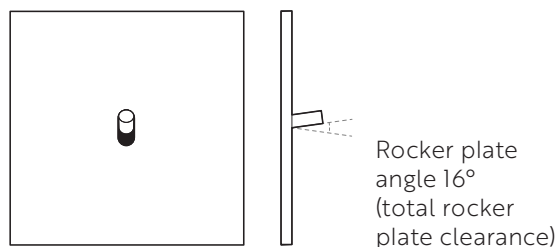
# DIMENSIONS

	Large square format	Thickness
MEMOIRE	86x86 mm	4 mm
EPURE	86x86 mm	4 mm
FUSION	86x86 mm	4 mm
RETRO	89x89 mm (Bespoke)	4 mm

# FLUSH-MOUNTING BOXES

<b>INSTALLATION RECOMMENDED IN WIRING ACCESSORY BOX WITH A MINIMUM DEPTH</b>	For controls	35 mm
	For power sockets, fused connection units or data sockets	35 mm
	For electronic controls (dimmers, automatic switches, keycard switch, thermostat, dual USB charger), cooker socket, 45 A double-pole switch	48 mm
	For reading lights	48 mm

NB: For certain formats, dedicated boxes should be used. See "Box selection by format" table.



# FORMATS













With numerous plate formats, a choice of finishes and a wide variety of functions, you can invent a multitude of configurations that meet all your needs and satisfy all your desires.

		Formats						
Style		Small round	Medallion	Small square	Small rectangle	Small double rectangle	Large square	Large double square
Memoire	Metal	● (1)	● (1)	● (1)	● (1)	● (1)	●	●
Epure		● (1)	● (1)	● (1)	● (1)	● (1)	●	●
Retro				● (1)	● (1)	● (1)	Bespoke	
Fusion	Neutral Straight Chamfer	● (1)	● (1)	● (1)	● (1)	● (1)	●	●
Fusion	Grooved Chamfer Simple chasing			● (1)	● (1)	● (1)	●	●
Fusion	Grooved Chamfer Elaborate chasing						●	●



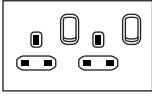
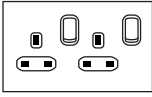

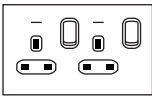



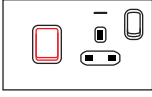

(1) Only for conventional lighting control functions (two-way switch and locator toggle push-button + round push-button).

● = Possible





## FUNCTIONS










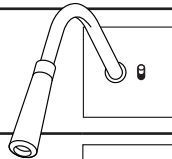


APPLICATION CLASS	FUNCTION	CLASS CODE	NO.
CONVENTIONAL LIGHTING CONTROLS	 10 AX two-way switch	C	1
	 10 AX intermediate switch		3
	 20 AX two-way switch		4
	 20 AX two-way switch with indicator		5
	 20 AX double-pole switch		8
	 45 A double-pole switch with indicator		15
	 10 A push-button		6
	 5/24 V Extra Low Voltage push-button		13
	 5/24 V Extra Low Voltage push-button with indicator		14
	 "Do not disturb/Make up room" switch for hotel corridor		16
 "Do not disturb/Make up room" switch for hotel bedroom	17		
ELECTRONIC LIGHTING CONTROLS	 2-wire universal rotary dimmer, without neutral, 5 to 300 W	CE	4



APPLICATION CLASS	FUNCTION	CLASS CODE	NO.
POWER SOCKETS		P	1
			2
			3
			4
			5
			6
			7
			8
			12
			13
	14		

## FUNCTIONS








APPLICATION CLASS	FUNCTION	CLASS CODE	NO.
FUSE CARRIER	 13 A-250 V switched fuse carrier with blue LED indicator	F	14
	 13 A-250 V switched fuse carrier with blue LED indicator and cable outlet		15
CABLE OUTLET	 Cable outlet, 11 mm diameter	P	16
USB CHARGER SOCKETS	 USB type-A dual charger, 2.4 A - 5 V - 12 W	U	1

APPLICATION CLASS	FUNCTION	CLASS CODE	NO.
DATA SOCKETS	 Single TV socket	D	1
	 F type single TV socket		2
	 TV-R-SAT socket		3
	 UTP Cat. 6 RJ45 socket		11
	 UTP Cat. 6 RJ45 double socket		12
	 FTP Cat. 6 RJ45 socket		13
	 British standard master telephone socket		17
	 British standard secondary telephone socket		18
LIGHTING MANAGEMENT	 Keycard switch	H	2
LIGHTING	 Reading light and 1 two-way switch	L	1
BLANKING PLATE	 1-gang blanking plate	0	0
	 2-gang blanking plate		2



For any other function,  
please consult us.

# POSSIBLE CONFIGURATIONS BY FORMAT


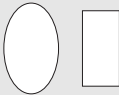










		FOR VERTICAL USE ONLY					HORIZONTAL	
		Small round	Small square	Medallion	Small rectangle	Small double rectangle	1-gang large square	Large double square
								
		Ø 63.5 mm	50x50 mm	57x94 mm	40x80 mm	40x125 mm	86x86 mm	86x146 mm
NUMBER OF TOGGLE CONTROLS								
1	●	●	●	●	●	●	●	●
2						●	●	●
3						●	●	●
4								●
5 to 8								●
8 to 12								
12 to 14								
NUMBER OF BUTTON CONTROLS								
1	●	●	●	●	●	●	●	●
2			●	●	●	●	●	●
3						●	●	●
4						●	●	●
5 to 8								●
8 to 12								
12 to 16								
NUMBER OF SOCKETS								
1							●	●
2								●
3								
4								

● = Possible

**Small round, small square, medallion, small rectangle, small double rectangle formats:**


















- Epure, Fusion, Retro styles: plate 5 mm thick
- Mémoire style: plate 3 mm thick

# FLUSH-MOUNTING BOXES

	 <b>Small round Ø 63.5 mm</b> <b>Small square 50x50 mm</b>	 <b>Medallion 57x94 mm</b> <b>Small rectangle 40x80 mm</b>	 <b>Small double rectangle 40x125 mm</b>	 <b>Large square 86x86 mm</b>	 <b>Large double square 86x146 mm</b>
<b>BOX DEPTH 48 MM</b>	Depth 50 mm Drilling Ø 32 mm Dimensions 40x40 mm  Cat. No. 440 004	Depth 50 mm Drilling Ø 32 mm Fixing centre 43 mm Dimensions 77x35 mm  Cat. No. 432 001	Depth 50 mm Drilling Ø 32 mm Fixing centre 88 mm Dimensions 122x35 mm  Cat. No. 432 002	 Cat. No. 0 891 17*	 Cat. No. 0 891 18*
<b>BOX DEPTH 35 MM</b>				 Cat. No. 0 891 13*	 Cat. No. 0 891 14*

\*Metal flush-mounting boxes can be installed in concrete or masonry or dry partition walls.

# RECOMMENDATION FOR COMBINING PLATE, TOGGLE AND COVER PLATE COLOURS


		PLATES							
				ESSENTIALS			TIMELESS FINISHES		
		Brushed steel	Brushed gold	Satin white	Matt black	Brushed brass	Mirror steel	Satin steel	Circular brushed steel
<b>TOGGLES</b> 	 Chrome	●					●	●	●
	 Gold-plated		●			●			
	 Satin white			●					
	 Matt black				●				
	 Mirror gunmetal								
	 Mirror Rose gold								
<b>SOCKET SWITCH ROCKER PLATE</b> 	 Mirror steel + anthracite	●					●	●	●
	 Mirror gold + anthracite		●			●			
	 Satin white + white			●					
	 Matt black + black				●				
	 Mirror gunmetal + anthracite								
	 Mirror rose gold + anthracite								

● = Predefined



# COLLECTION

## EPURE STYLE



AR68101



AR68404

Single  
86x86 mm



Double  
86x146 mm




Plate finishes

Brushed  
steel

Brushed  
gold

Satin  
white

Matt  
black

Mechanism finishes, excluding products marked (\*) ● Chrome ● Gold ○ Satin white ● Matt black

### TWO-WAY SWITCHES WITH CYLINDRICAL TOGGLE

	10 AX two-way switch	AR68101	AR68201	AR68301	AR68401
	10 AX intermediate switch	AR68106	AR68206	AR68306	AR68406
	20 AX two-way switch	AR68107	AR68207	AR68307	AR68407
	10 AX double two-way switch	AR68102	AR68202	AR68302	AR68402
	20 AX double two-way switch	AR68108	AR68208	AR68308	AR68408
	10 AX triple two-way switch	AR68103	AR68203	AR68303	AR68403
	20 AX triple two-way switch	AR68109	AR68209	AR68309	AR68409

### PUSH-BUTTONS WITH CYLINDRICAL TOGGLE

	10 A push-button	AR68110	AR68210	AR68310	AR68410
	10 A double push-button	AR68111	AR68211	AR68311	AR68411
	10 A triple push-button	AR68112	AR68212	AR68312	AR68412

### DOUBLE-POLE TWO-WAY SWITCHES WITH CYLINDRICAL TOGGLE

	45 A illuminated double-pole switch Supplied with 230 V LED indicator	AR68105	AR68205	AR68305	AR68405
--	--	---------	---------	---------	---------

### 2-WIRE ECO-DIMMER WITHOUT NEUTRAL

	Push on/off rotary universal dimmers 5 W/300 W 100 - 240 V~ - 50/60 Hz 1-gang - two-way push switches	AR68104	AR68204	AR68304	AR68404
<p>Conform to IEC 60669-2-1. For flush-mounting back box with min. depth of 40 mm. Equipped with overvoltage and short-circuit protection. Screw terminals. For all types of lamp: dimmable, LEDs: 5 W to 75 W, dimmable compact fluorescent lamps: 5 W to 75 W, halogen with ferromagnetic or electronic transformer: 5 VA to 300 VA, fluorescent tube - ballast: 5 VA to 300 VA, halogen and incandescent 230 V: 5 W to 300 W. When switched on, gradually (2 seconds) lights up at the level set before last switch-off</p>					





AR68122



AR68226

Single  
86x86 mm



Double  
86x146 mm



Plate finishes

Brushed steel


Brushed gold

Satin white

Matt black

Mechanism finishes, excluding products marked (\*) ● Mirror steel ● Mirror gold ○ White ● Black

## BRITISH STANDARD POWER SOCKETS



13 A 2P+E socket with double-pole switch

AR68122 AR68222 AR68322 AR68422

13 A 2P+E socket with single-pole switch

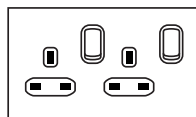
AR68124 AR68224 AR68324 AR68424

13 A double 2P+E socket with double-pole switch

AR68121 AR68221 AR68321 AR68421

13 A double 2P+E socket with single-pole switch

AR68123 AR68223 AR68323 AR68423

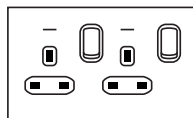



13 A 2P+E socket with LED blue indicator with double-pole switch

AR68129 AR68229 AR68329 AR68429

13 A double 2P+E socket with LED blue indicator with double-pole switch

AR68130 AR68230 AR68330 AR68430



## BRITISH STANDARD POWER SOCKETS WITH USB CHARGER

13 A 2P+E socket with USB type-A charger, 2.4 A , 5 V, 12 W

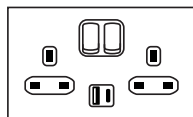

Standby consumption < 0.08 W

AR68127 AR68227 AR68327 AR68427

13 A double 2P+E socket with USB type-A & type-C charger, 3 A, 5 V, 15 W

Standby consumption < 0.08 W

AR68126 AR68226 AR68326 AR68426



# COLLECTION EPURE STYLE



AR68428



AR68145

Single  
86x86 mm



Double  
86x146 mm




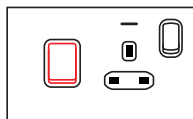
Plate finish    Brushed steel    Brushed gold    Satin white    Matt black

Mechanism finishes, excluding products marked (\*) ● Mirror steel ● Mirror gold ○ White ● Black

## COOKER POWER SOCKET

13 A 2P+E cooker power socket with switch and 45 A master switch

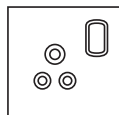
AR68153    AR68253    AR68353    AR68453



## BRITISH STANDARD POWER SOCKET

5 A 2P+E socket with single-pole switch

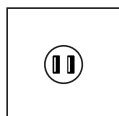
AR68125    AR68225    AR68325    AR68425



## USB CHARGERS

USB type-A dual charger,  
5 V - 2.4 A - 12 W

AR68128    AR68228    AR68328    AR68428



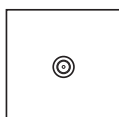
## TV SOCKETS

Single male TV socket

AR68143    AR68243    AR68343    AR68443

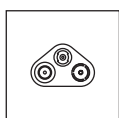
Type F screw-in single TV socket

AR68144    AR68244    AR68344    AR68444



TV-R-SAT socket

AR68145    AR68245    AR68345    AR68445



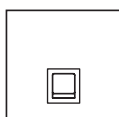
## TELEPHONE SOCKETS

Master

AR68146    AR68246    AR68346    AR68446

Secondary

AR68147    AR68247    AR68347    AR68447





AR68242



AR68151



AR68361

Single  
86x86 mm



Double  
86x146 mm



Plate finish    Brushed steel    Brushed gold    Satin white    Matt black

Mechanism finishes, excluding products marked (\*) ● Mirror steel ● Mirror gold ○ White ● Black

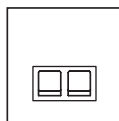
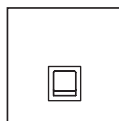
## RJ SOCKETS

UTP Cat. 6 single RJ45

AR68141    AR68241    AR68341    AR68441

UTP Cat. 6 double RJ45

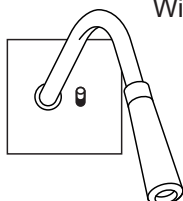
AR68142    AR68242    AR68342    AR68442



## READING LIGHT


With a 10 A two-way switch

AR68181    AR68281    AR68381    AR68481




1 W LED reading lights. Warm white (3000 K)  
For installation in the bedhead. Provide directional lighting.  
Equipped with a flexible cable so the head can swivel and a two-way switch for control.  
For installation in 1-gang flush-mounting box, depth 50 mm  
Flexible cable, length 300 mm

## SWITCHED FUSE CARRIERS



13 A fuse carrier with double-pole switch and LED blue indicator

AR68151    AR68251    AR68351    AR68451



13 A fuse carrier with cable outlet and double-pole switch with LED blue indicator

AR68152    AR68252    AR68352    AR68452

## BLANKING PLATE

Single blanking plate

AR68161    AR68261    AR68361    AR68461

Double blanking plate

AR68162    AR68262    AR68362    AR68462



# INSTALLATION INFORMATION

Only install Art d'Arnould wiring accessories indoors.

Art d'Arnould wiring accessories can be installed in wet areas in volume 3. IP21 – IK02 products.

Install Art d'Arnould wiring accessories on perfectly flat, dry surfaces.


Install Art d'Arnould wiring accessories on flush-mounting boxes for which recommended dimensions can be found on page 15 for European standard and on page 41 for British standard.

Check that the flush-mounting boxes are perfectly embedded in the wall and the fixing screws are properly aligned.

For the Memoire style, the flush-mounting boxes should be installed with the fixing screws inserted vertically for European standard and horizontally for British standard. The plates must be earthed.

Keep the protective covers\* on the mechanisms during installation.

Use appropriate tools to install the wiring accessories:



Flat screwdriver 4 mm wide/0.8 mm thick for mounting MEMOIRE, EPURE, FUSION and RETRO mechanisms.

\*Protective covers available for Epure, Retro and Fusion styles.

# CARE

Do not use harsh or abrasive cleaning products.

Do not use detergents or corrosive cleaning products.

Use a soft dry cloth to clean the plates.

During decorating work subsequent to installation of Art d'Arnould products, it is extremely inadvisable to protect the wiring accessories by covering the plates with masking tape, as the glue could damage the decorative finishes beyond repair.

We strongly recommend that you take down the wiring accessories.

# HOW TO ORDER

## CONFIGURED / BESPOKE

### 1 SELECT THE INSTALLATION BOX STANDARD (tick the box corresponding to your flush-mounting box standard)

European  British

### 2 SELECT THE STYLE (code to be added to the form on the pages hereafter)

0	Memoire	2	Epure	3	Fusion (Chamfered)	8	Retro
1	Crystal Memoire			4	Fusion (Grooved)		
				5	Fusion (Simple chased)		
				6	Fusion (Elaborate chasing)		
				7	Fusion (Beaded)		

### 3 SELECT YOUR PLATE FINISH (code to be added to the form on the pages hereafter)

NM	Matt black	AB	Brushed steel	AC	Mirror steel	B	Bronze	AM	Hammered steel	ORB	Brushed rose gold	FO	Gold leaf
BS	Satin white	LBV	Lacquered brushed brass	AS	Satin steel	OM	Mirror gold	C	Corten® steel	CFB	Brushed gunmetal	FP	Palladium leaf
OB	Brushed gold			ABC	Circular brushed steel	OS	Satin gold			CFBC	Circular brushed gunmetal		
						OBC	Circular brushed gold						

### 4 SELECT THE FUNCTION OR FUNCTIONS TO BE INTEGRATED (code to be added to the form on the pages hereafter)

European standard: see from page 16 to 21

British standard: see from page 42 to 45

### 5 SELECT THE CONTROL OPTIONS (code to be added to the form on the pages hereafter)

			Memoire	Epure	Fusion	Retro
Control design option	LC	Cylindrical toggle		●	●	●
	BR	Round button*	●	●	●	●
	LW	Teardrop toggle	●			
	GM	Large handle*			●	
Bezel option	CD	Knurled	●			
	CB	Rough*		●		
	CC	Chamfered*			●	

### 6 SELECT THE TOGGLE OR COVER PLATE FINISH (code to be added to the form on the pages hereafter)

By default the combination of plate-toggle-cover plate colour is that shown on pages 28- 29 for European standard and on pages 48-49 for British standard. If you would like a different colour combination, please state this in the "remarks" field of the order form.

### 7 SELECT THE FORMAT (code to be added to the form on the pages hereafter)

PR	Small round	PR1	Small rectangle	GC	Large square	GC3	Large triple square
PC	Small square	PR2	Small double rectangle	GC2	Large double square	GC4	Large quadruple square
M	Medallion			GR	Large rectangle		

\*Only for european box standard

CUSTOMER NAME:

Ms JONES .....

INSTALLER NAME:

Mr HENRY .....

DATE:

14/02/20 .....

SITE ADDRESS:

.....

TOWN:

PARIS / ABU DHABI .....

COUNTRY:

FRANCE / DUBAI .....

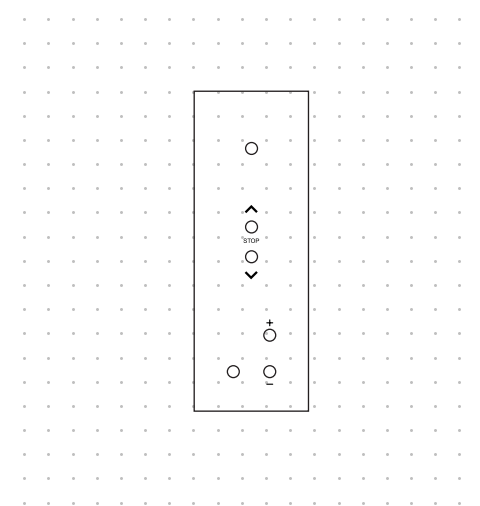
PRODUCT NO. 1

PLACE: DINING ROOM

1		2		3
INSTALLATION STANDARD		STYLE		FINISH
European	British			
<input checked="" type="checkbox"/>	<input type="checkbox"/>	0		05

PN	4 FUNCTION	INDICATOR	5 CONTROL OPTION		ENGRAVING (info p.10 or comment)	6 TOGGLE OR COVER PLATE FINISH Remarks
			Design	Bezel		
1	C1	<input type="checkbox"/>	BR	...		GOLD
2	CE3	<input type="checkbox"/>	...	...		GOLD
3	C21	<input type="checkbox"/>	BR	...		GOLD
4	...	<input type="checkbox"/>	...	...		
5	...	<input type="checkbox"/>	...	...		
6	...	<input type="checkbox"/>	...	...		
7	...	<input type="checkbox"/>	...	...		
8	...	<input type="checkbox"/>	...	...		
9	...	<input type="checkbox"/>	...	...		
10	...	<input type="checkbox"/>	...	...		

SKETCH



LIST OF FUNCTIONS ACCORDING TO DIRECTION OF INSTALLATION:  
 - from left to right for horizontal mounting  
 - from top to bottom for vertical mounting.

7 FORMAT	MOUNTING DIRECTION		QUANTITY
	H	V	
QC3	<input type="checkbox"/>	<input checked="" type="checkbox"/>	2

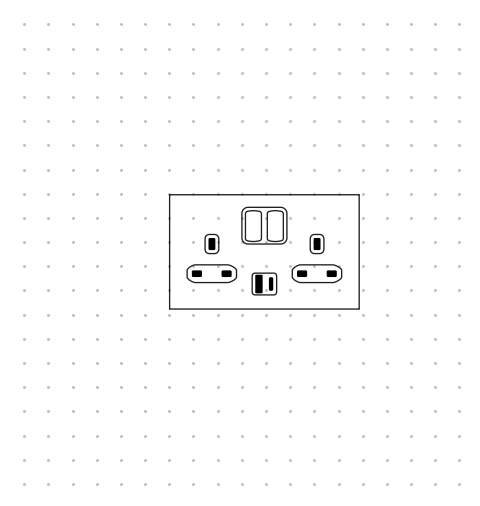
PRODUCT NO. 2

PLACE: LIVING ROOM

1		2		3
INSTALLATION STANDARD		STYLE		FINISH
European	British			
<input type="checkbox"/>	<input checked="" type="checkbox"/>	2		0M

PN	4 FUNCTION	INDICATOR	5 CONTROL OPTION		ENGRAVING (info p.10 or comment)	6 TOGGLE OR COVER PLATE FINISH Remarks
			Design	Bezel		
1	PO8	<input type="checkbox"/>	...	...		
2	...	<input type="checkbox"/>	...	...		
3	...	<input type="checkbox"/>	...	...		
4	...	<input type="checkbox"/>	...	...		
5	...	<input type="checkbox"/>	...	...		
6	...	<input type="checkbox"/>	...	...		
7	...	<input type="checkbox"/>	...	...		
8	...	<input type="checkbox"/>	...	...		
9	...	<input type="checkbox"/>	...	...		
10	...	<input type="checkbox"/>	...	...		

SKETCH



LIST OF FUNCTIONS ACCORDING TO DIRECTION OF INSTALLATION:  
 - from left to right for horizontal mounting  
 - from top to bottom for vertical mounting.

7 FORMAT	MOUNTING DIRECTION		QUANTITY
	H	V	
...	<input type="checkbox"/>	<input type="checkbox"/>	3

CUSTOMER NAME:

INSTALLER NAME:

DATE:

SITE ADDRESS:

TOWN:

COUNTRY:

PRODUCT NO. ....  
PLACE: .....

1		2		3	
INSTALLATION STANDARD		STYLE		FINISH	
European		British		....	
<input type="checkbox"/>		<input type="checkbox"/>		....	
4	5		6		
PN	FUNCTION	INDICATOR	CONTROL OPTION		TOGGLE OR COVER PLATE FINISH
			Design	Bezel	(info p.10 or comment)
					Remarks
1	....	<input type="checkbox"/>	....	....	
2	....	<input type="checkbox"/>	....	....	
3	....	<input type="checkbox"/>	....	....	
4	....	<input type="checkbox"/>	....	....	
5	....	<input type="checkbox"/>	....	....	
6	....	<input type="checkbox"/>	....	....	
7	....	<input type="checkbox"/>	....	....	
8	....	<input type="checkbox"/>	....	....	
9	....	<input type="checkbox"/>	....	....	
10	....	<input type="checkbox"/>	....	....	

**SKETCH**

LIST OF FUNCTIONS ACCORDING TO DIRECTION OF INSTALLATION:  
 - from left to right for horizontal mounting  
 - from top to bottom for vertical mounting.

7			
FORMAT	MOUNTING DIRECTION		QUANTITY
	H	V	
....	<input type="checkbox"/>	<input type="checkbox"/>	....

PRODUCT NO. ....  
PLACE: .....

1		2		3	
INSTALLATION STANDARD		STYLE		FINISH	
European		British		....	
<input type="checkbox"/>		<input type="checkbox"/>		....	
4	5		6		
PN	FUNCTION	INDICATOR	CONTROL OPTION		TOGGLE OR COVER PLATE FINISH
			Design	Bezel	(info p.10 or comment)
					Remarks
1	....	<input type="checkbox"/>	....	....	
2	....	<input type="checkbox"/>	....	....	
3	....	<input type="checkbox"/>	....	....	
4	....	<input type="checkbox"/>	....	....	
5	....	<input type="checkbox"/>	....	....	
6	....	<input type="checkbox"/>	....	....	
7	....	<input type="checkbox"/>	....	....	
8	....	<input type="checkbox"/>	....	....	
9	....	<input type="checkbox"/>	....	....	
10	....	<input type="checkbox"/>	....	....	

**SKETCH**

LIST OF FUNCTIONS ACCORDING TO DIRECTION OF INSTALLATION:  
 - from left to right for horizontal mounting  
 - from top to bottom for vertical mounting.

7			
FORMAT	MOUNTING DIRECTION		QUANTITY
	H	V	
....	<input type="checkbox"/>	<input type="checkbox"/>	....





# NOTES

---

A series of horizontal dotted lines for writing notes.





FOLLOW US  
ON

@ legrand.com

 youtube.com/user/legrand

 facebook.com/Legrand

 twitter.com/Legrand

 pinterest.com/legrandgroup

 instagram.com/legrandnews



**Head Office**

and International Department  
87045 Limoges Cedex - France

Tel: +33(0)5 55 06 87 87

Fax: +33(0)5 55 06 74 55